

Product datasheet for **TA369450**

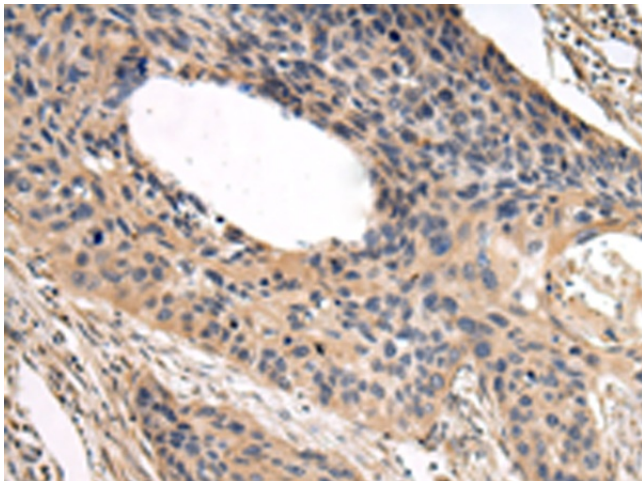
USP15 Rabbit Polyclonal Antibody

Product data:

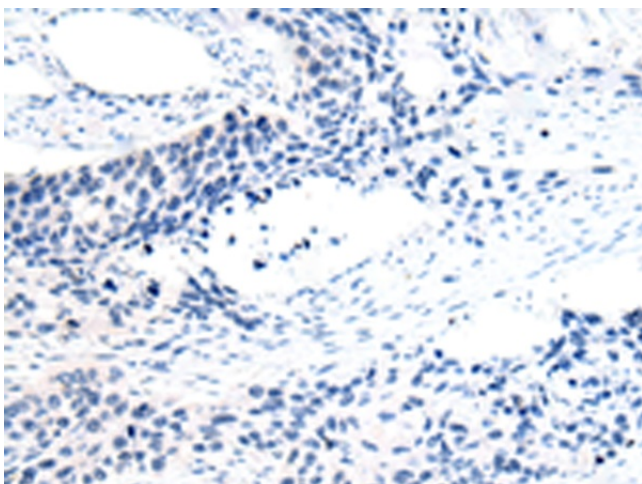
Product Type:	Primary Antibodies
Applications:	IHC
Recommended Dilution:	IHC: 25-100 Positive control: Human esophagus cancer Predicted cell location: Cytoplasm
Reactivity:	Human, Mouse, Rat
Host:	Rabbit
Isotype:	IgG
Clonality:	Polyclonal
Immunogen:	Fusion protein of human USP15
Formulation:	pH7.4 PBS, 0.05% NaN ₃ , 40% Glycerol
Concentration:	lot specific
Purification:	Antigen affinity purification
Conjugation:	Unconjugated
Storage:	Store at -20°C.
Stability:	1 year
Gene Name:	ubiquitin specific peptidase 15
Database Link:	Entrez Gene 9958 Human Q9Y4E8
Background:	This gene encodes a member of the ubiquitin specific protease (USP) family of deubiquitinating enzymes. USP enzymes play critical roles in ubiquitin-dependent processes through polyubiquitin chain disassembly and hydrolysis of ubiquitin-substrate bonds. The encoded protein associates with the COP9 signalosome, and also plays a role in transforming growth factor beta signalling through deubiquitination of receptor-activated SMAD transcription factors. Alternatively spliced transcript variants encoding multiple isoforms have been observed for this gene, and a pseudogene of this gene is located on the long arm of chromosome 2.
Synonyms:	KIAA0529; MGC74854; MGC131982; MGC149838; Unph-2; Unph4



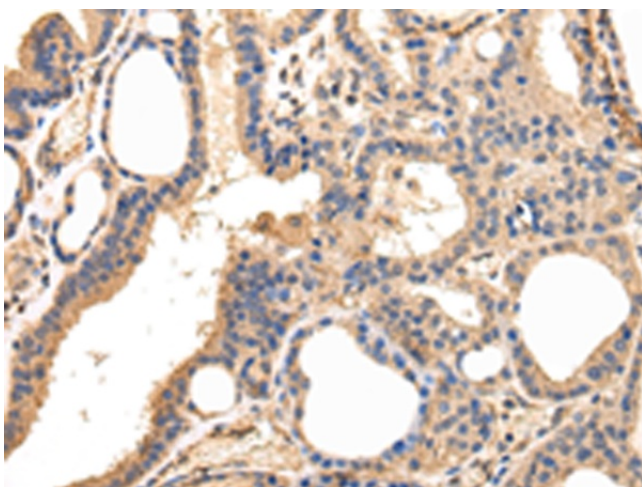
[View online »](#)

Product images:

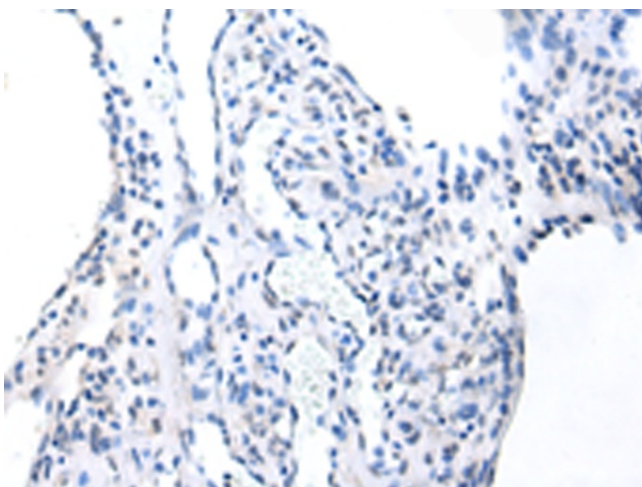
Immunohistochemistry of paraffin-embedded Human esophagus cancer tissue using TA369450 (USP15 Antibody) at dilution 1/35 (Original magnification: $\times 200$)



Immunohistochemistry of paraffin-embedded Human esophagus cancer tissue using TA369450 (USP15 Antibody) at dilution 1/35, treated with fusion protein. (Original magnification: $\times 200$)



Immunohistochemistry of paraffin-embedded Human thyroid cancer tissue using TA369450 (USP15 Antibody) at dilution 1/35 (Original magnification: $\times 200$)



Immunohistochemistry of paraffin-embedded Human thyroid cancer tissue using TA369450 (USP15 Antibody) at dilution 1/35, treated with fusion protein. (Original magnification: $\times 200$)