

Product datasheet for **TA369445S**

Unrip (STRAP) Rabbit Polyclonal Antibody

Product data:

Product Type:	Primary Antibodies
Applications:	IHC, WB
Recommended Dilution:	WB: 1000-5000 WB positive control: Mouse brain tissue, RAW264.7 cell lysates IHC: 50-200 Positive control: Human breast cancer Predicted cell location: Cytoplasm and Nucleus
Reactivity:	Human, Mouse, Rat
Host:	Rabbit
Isotype:	IgG
Clonality:	Polyclonal
Immunogen:	Fusion protein of human STRAP
Formulation:	pH7.4 PBS, 0.05% NaN ₃ , 40% Glycerol
Purification:	Antigen affinity purification
Conjugation:	Unconjugated
Storage:	Store at -20°C.
Stability:	1 year
Predicted Protein Size:	38 kDa
Gene Name:	serine/threonine kinase receptor associated protein
Database Link:	Entrez Gene 11171 Human Q9Y3F4



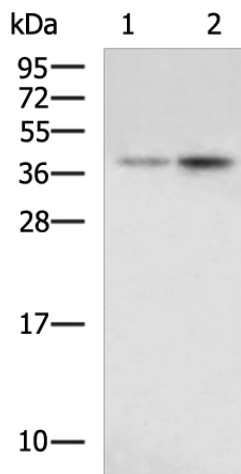
[View online »](#)

Background:

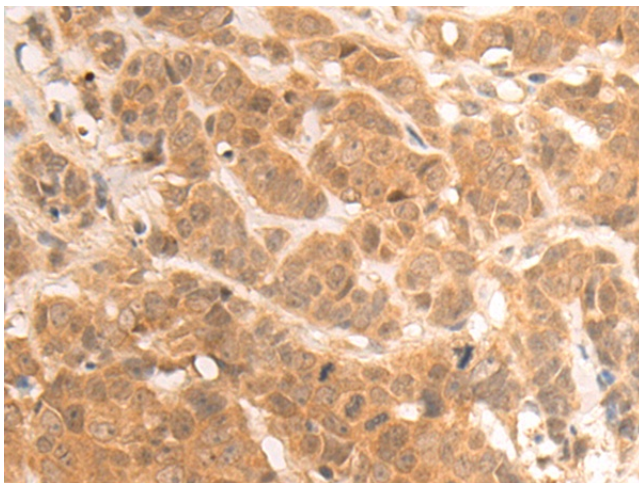
STRAP (Serine-threonine kinase receptor-associated protein), also known as MAWD, is a ubiquitous WD40 domain protein, common function of which is to provide a suitable scaffold for coordinating multiprotein complex assemblies and thus, regulate a variety of cellular processes like signal transduction, transcriptional regulation, programmed cell death and so on. STRAP plays a role in the cellular distribution of the SMN complex, which is essential for spliceosomal snRNP assembly in the cytoplasm. STRAP inhibits transforming growth factor-beta (TGF-beta) signaling and enhances tumorigenicity via TGF-beta-dependent and -independent mechanisms. STRAP is up-regulated in several cancers and functions as an oncogene. STRAP imparts oncogenic characteristics to cells by promoting ERK and pRb phosphorylation. Moreover, STRAP regulates c-Jun stability by decreasing the ubiquitylation and proteosomal degradation of c-Jun.

Synonyms:

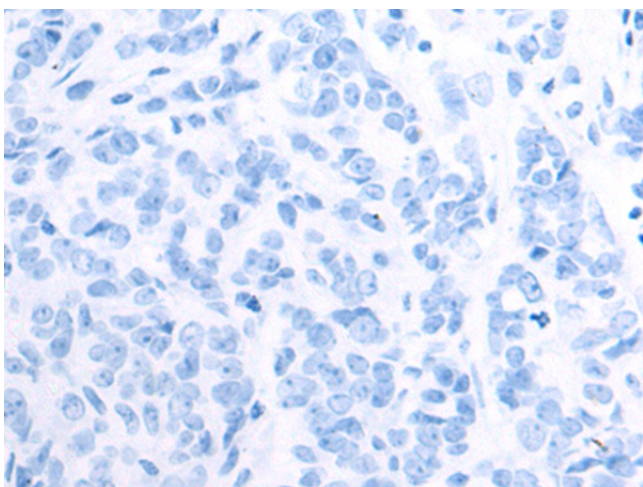
MAWD; pt-wd; UNRIP

Product images:


Gel: 12%SDS-PAGE
 Lysate: 40 µg
 Lane 1-2: Mouse brain tissue
 RAW264.7 cell lysates
 Primary antibody: [TA369445] (STRAP Antibody)
 at dilution 1/1000
 Secondary antibody: Goat anti rabbit IgG at
 1/5000 dilution
 Exposure time: 1 second



Immunohistochemistry of paraffin-embedded
 Human breast cancer tissue using [TA369445]
 (STRAP Antibody) at dilution 1/80 (Original
 magnification: x200)



Immunohistochemistry of paraffin-embedded Human breast cancer tissue using [TA369445] (STRAP Antibody) at dilution 1/80, treated with fusion protein. (Original magnification: ×200)