

## Product datasheet for **TA369434S**

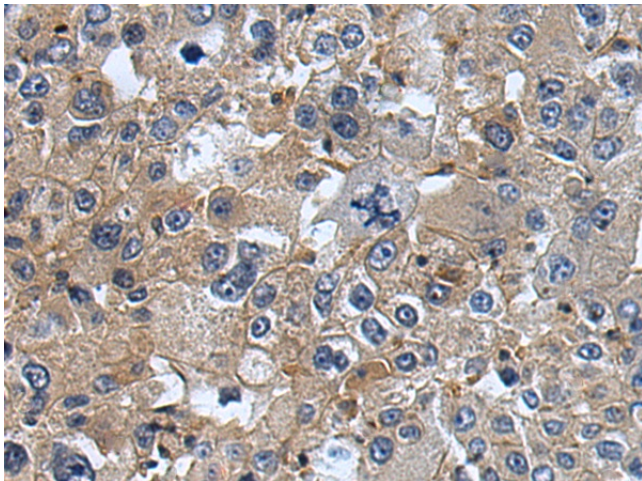
### Ube1L (UBA7) Rabbit Polyclonal Antibody

#### Product data:

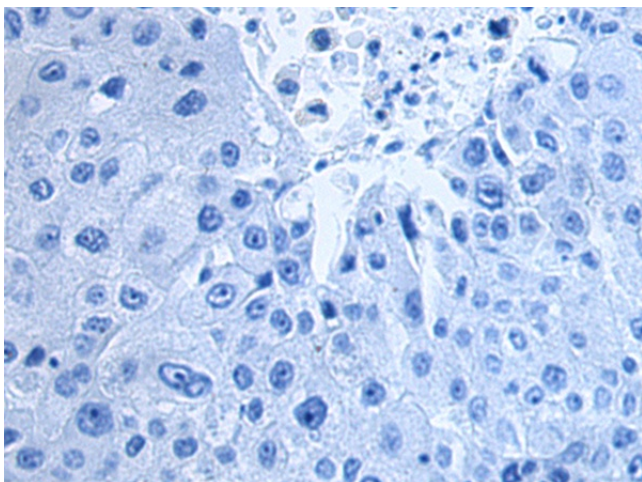
Product Type:	Primary Antibodies
Applications:	IHC
Recommended Dilution:	IHC: 100-300 Positive control: Human liver cancer Predicted cell location: Cytoplasm
Reactivity:	Human
Host:	Rabbit
Isotype:	IgG
Clonality:	Polyclonal
Immunogen:	Fusion protein of human UBA7
Formulation:	pH7.4 PBS, 0.05% NaN <sub>3</sub> , 40% Glycerol
Purification:	Antigen affinity purification
Conjugation:	Unconjugated
Storage:	Store at -20°C.
Stability:	1 year
Gene Name:	ubiquitin like modifier activating enzyme 7
Database Link:	<a href="#">Entrez Gene 7318 Human P41226</a>
Background:	The modification of proteins with ubiquitin is an important cellular mechanism for targeting abnormal or short-lived proteins for degradation. Ubiquitination involves at least three classes of enzymes: ubiquitin-activating enzymes, or E1s, ubiquitin-conjugating enzymes, or E2s, and ubiquitin-protein ligases, or E3s. This gene encodes a member of the E1 ubiquitin-activating enzyme family. The encoded enzyme is a retinoid target that triggers promyelocytic leukemia (PML)/retinoic acid receptor alpha (RARalpha) degradation and apoptosis in acute promyelocytic leukemia, where it is involved in the conjugation of the ubiquitin-like interferon-stimulated gene 15 protein.
Synonyms:	D8; MGC12713; UBA1B; UBE1L; UBE2



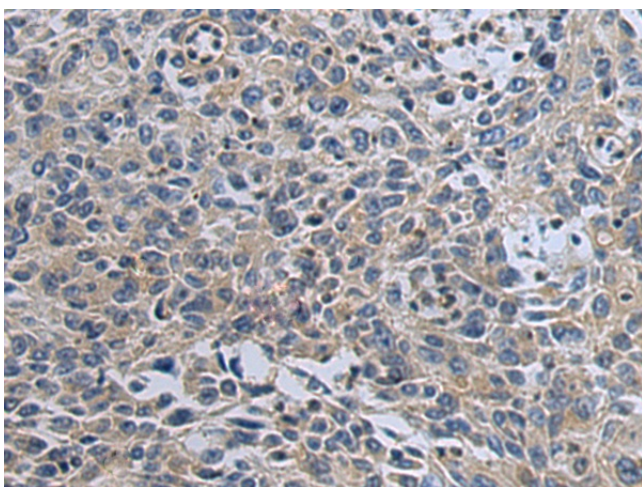
[View online »](#)

**Product images:**

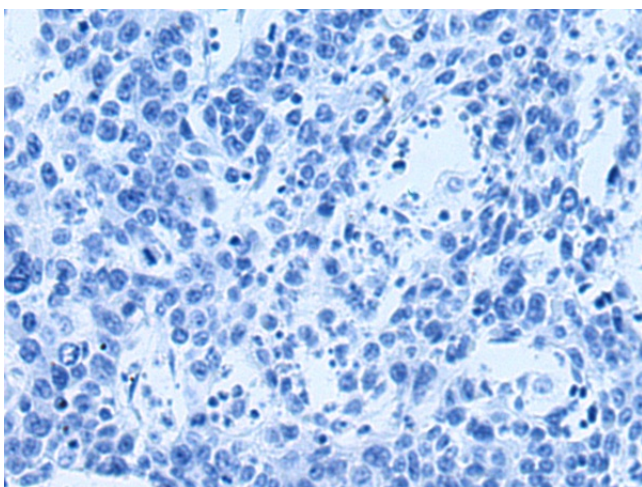
Immunohistochemistry of paraffin-embedded Human liver cancer tissue using [TA369434] (UBA7 Antibody) at dilution 1/110 (Original magnification: ×200)



Immunohistochemistry of paraffin-embedded Human liver cancer tissue using [TA369434] (UBA7 Antibody) at dilution 1/110, treated with fusion protein. (Original magnification: ×200)



Immunohistochemistry of paraffin-embedded Human colorectal cancer tissue using [TA369434] (UBA7 Antibody) at dilution 1/110 (Original magnification: ×200)



Immunohistochemistry of paraffin-embedded Human colorectal cancer tissue using [TA369434] (UBA7 Antibody) at dilution 1/110, treated with fusion protein. (Original magnification: ×200)