

Product datasheet for **TA369397S**

TFEB Rabbit Polyclonal Antibody

Product data:

Product Type:	Primary Antibodies
Applications:	IHC
Recommended Dilution:	IHC: 50-200 Positive control: Human tonsil Predicted cell location: Nucleus
Reactivity:	Human, Mouse
Host:	Rabbit
Isotype:	IgG
Clonality:	Polyclonal
Immunogen:	Fusion protein of human TFEB
Formulation:	pH7.4 PBS, 0.05% NaN ₃ , 40% Glycerol
Purification:	Antigen affinity purification
Conjugation:	Unconjugated
Storage:	Store at -20°C.
Stability:	1 year
Gene Name:	transcription factor EB
Database Link:	Entrez Gene 7942 Human P19484



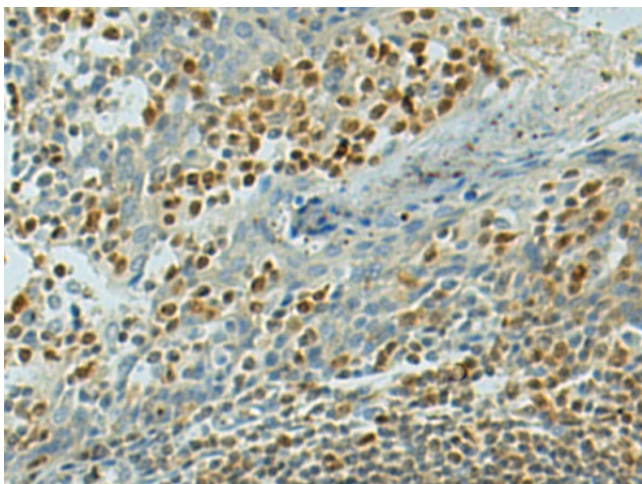
[View online »](#)

Background:

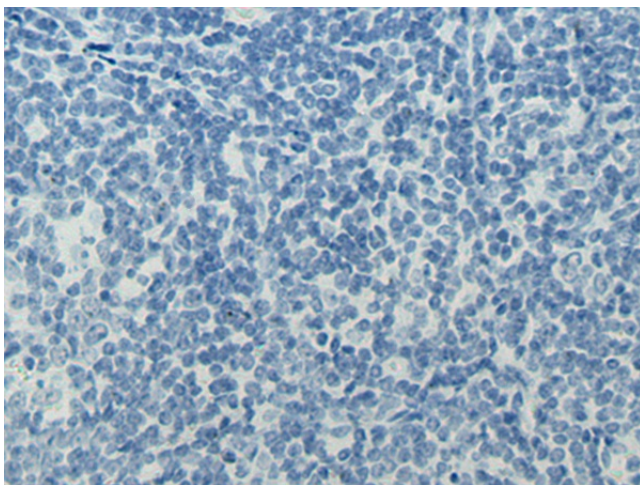
Transcription factor that specifically recognizes and binds E-box sequences (5'-CANNTG-3'). Efficient DNA-binding requires dimerization with itself or with another MiT/TFE family member such as TFE3 or MTF. In association with TFE3, activates the expression of CD40L in T-cells, thereby playing a role in T-cell-dependent antibody responses in activated CD4+ T-cells and thymus-dependent humoral immunity. Specifically recognizes and binds the CLEAR-box sequence (5'-GTCACGTGAC-3') present in the regulatory region of many lysosomal genes, leading to activate their expression. It thereby plays a central role in expression of lysosomal genes. Acts as a positive regulator of autophagy by promoting expression of genes involved in autophagy. Specifically recognizes the gamma-E3 box, a subset of E-boxes, present in the heavy-chain immunoglobulin enhancer. Plays a role in the signal transduction processes required for normal vascularization of the placenta. Regulates lysosomal positioning in response to nutrient deprivation by promoting the expression of PIP4P1 (PubMed:29146937).

Synonyms:

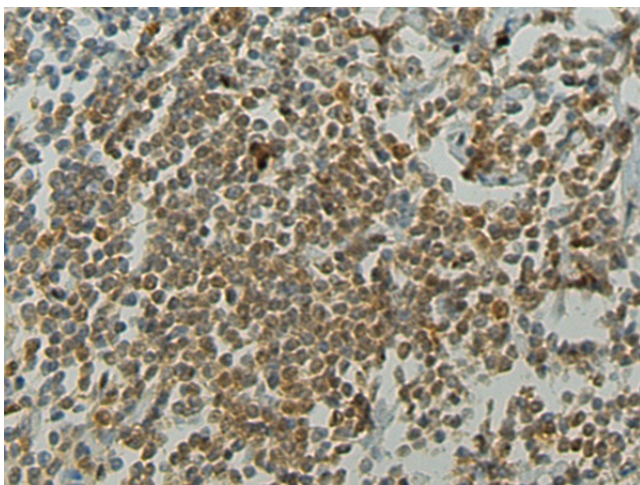
ALPHATFEB; BHLHE35; OTTHUMP00000043540; TCFEB

Product images:

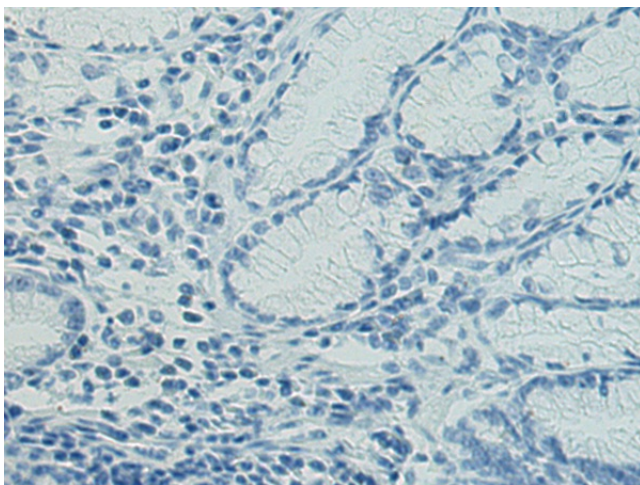
Immunohistochemistry of paraffin-embedded Human tonsil tissue using [TA369397] (TFEB Antibody) at dilution 1/80 (Original magnification: ×200)



Immunohistochemistry of paraffin-embedded Human tonsil tissue using [TA369397] (TFEB Antibody) at dilution 1/80, treated with fusion protein. (Original magnification: x200)



Immunohistochemistry of paraffin-embedded Human gastric cancer tissue using [TA369397] (TFEB Antibody) at dilution 1/80 (Original magnification: x200)



Immunohistochemistry of paraffin-embedded Human gastric cancer tissue using [TA369397] (TFEB Antibody) at dilution 1/80, treated with fusion protein. (Original magnification: x200)