

Product datasheet for **TA369376S**

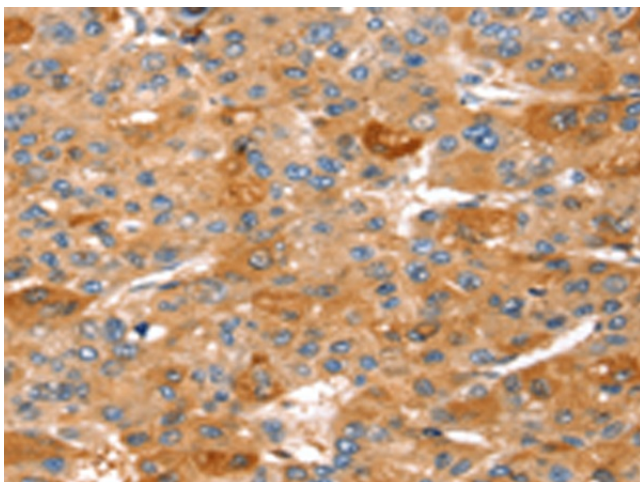
STK33 Rabbit Polyclonal Antibody

Product data:

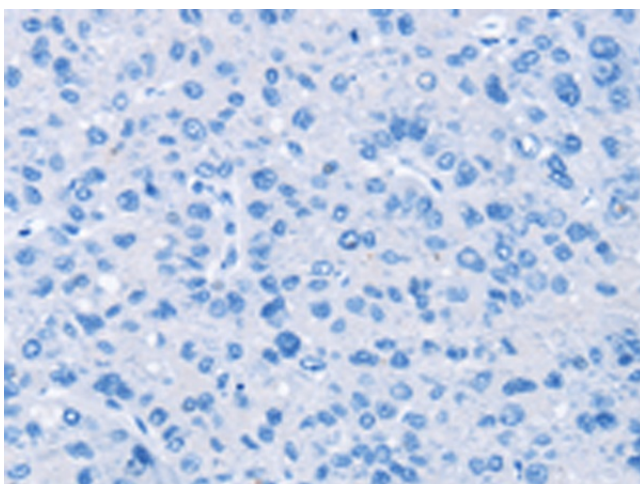
Product Type:	Primary Antibodies
Applications:	IHC
Recommended Dilution:	IHC: 25-100 Positive control: Human liver cancer Predicted cell location: Cytoplasm
Reactivity:	Human
Host:	Rabbit
Isotype:	IgG
Clonality:	Polyclonal
Immunogen:	Fusion protein of human STK33
Formulation:	pH7.4 PBS, 0.05% NaN ₃ , 40% Glycerol
Purification:	Antigen affinity purification
Conjugation:	Unconjugated
Storage:	Store at -20°C.
Stability:	1 year
Gene Name:	serine/threonine kinase 33
Database Link:	Entrez Gene 65975 Human Q9BYT3
Background:	STK33 (serine/threonine kinase 33) is a 514 amino acid protein that belongs to the CaMK (calcium/calmodulin dependent kinase) subfamily of structurally related serine/threonine kinases. Widely expressed at low levels with predominant expression in testis, lung, retina and fetal organs such as brain, heart and spinal cord, STK33 contains one protein kinase domain and functions as a Ser/Thr protein kinase with a possible role in spermatogenesis. The gene encoding STK33 lies within a region on chromosome 11 that has been associated with a variety of defects, including Long QT syndrome, T-cell leukemia, Beckwith-Wiedemann syndrome, Usher syndrome 1C and various other malignancies.
Synonyms:	OTTHUMP00000178935; OTTHUMP00000208016




[View online »](#)

Product images:

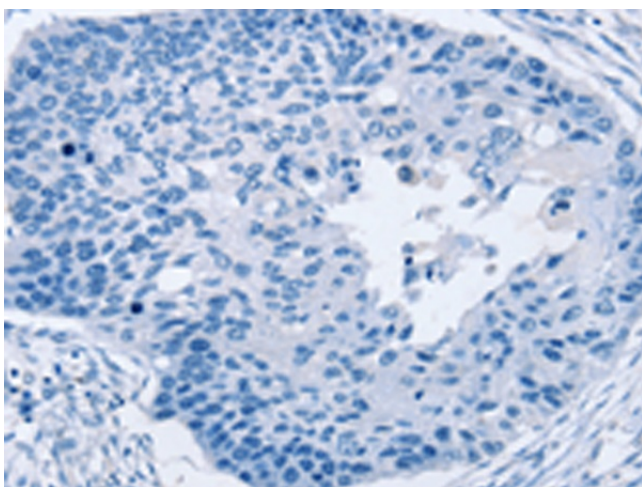
Immunohistochemistry of paraffin-embedded Human liver cancer tissue using [TA369376] (STK33 Antibody) at dilution 1/30 (Original magnification: $\times 200$)



Immunohistochemistry of paraffin-embedded Human liver cancer tissue using [TA369376] (STK33 Antibody) at dilution 1/30, treated with fusion protein. (Original magnification: $\times 200$)



Immunohistochemistry of paraffin-embedded Human esophagus cancer tissue using [TA369376] (STK33 Antibody) at dilution 1/30 (Original magnification: $\times 200$)



Immunohistochemistry of paraffin-embedded Human esophagus cancer tissue using [TA369376] (STK33 Antibody) at dilution 1/30, treated with fusion protein. (Original magnification: $\times 200$)