

## Product datasheet for **TA369365S**

### SNX8 Rabbit Polyclonal Antibody

#### Product data:

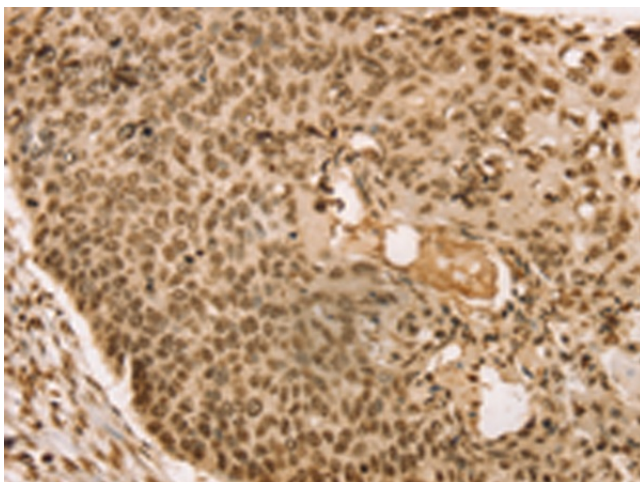
Product Type:	Primary Antibodies
Applications:	IHC
Recommended Dilution:	IHC: 25-100 Positive control: Human esophagus cancer Predicted cell location: Cytoplasm and Nucleus
Reactivity:	Human, Mouse
Host:	Rabbit
Isotype:	IgG
Clonality:	Polyclonal
Immunogen:	Fusion protein of human SNX8
Formulation:	pH7.4 PBS, 0.05% NaN <sub>3</sub> , 40% Glycerol
Purification:	Antigen affinity purification
Conjugation:	Unconjugated
Storage:	Store at -20°C.
Stability:	1 year
Gene Name:	sorting nexin 8
Database Link:	<a href="#">Entrez Gene 29886 Human Q9Y5X2</a>

**Background:** Sorting nexin (SNX) proteins are members of a large family of hydrophilic PX (phospholipid-binding motif) domain-containing proteins that interact with a variety of receptor types. SNXs are widely expressed, although the tissue distribution of each SNX mRNA varies. The ability of SNXs to bind specific phospholipids, as well as their tendency to form protein-protein complexes, suggests a role for these proteins in cellular membrane trafficking and protein sorting. SNXs may also function specifically in pro-degradative sorting, internalization, endosomal recycling or simply in endosomal sorting. SNXs partially associate with cellular membranes, despite their hydrophilic nature. SNX8 is an ortholog of a yeast protein.

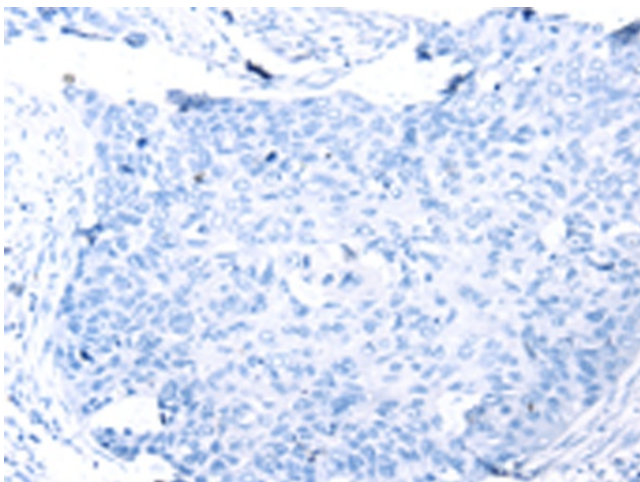
**Synonyms:** Mvp1



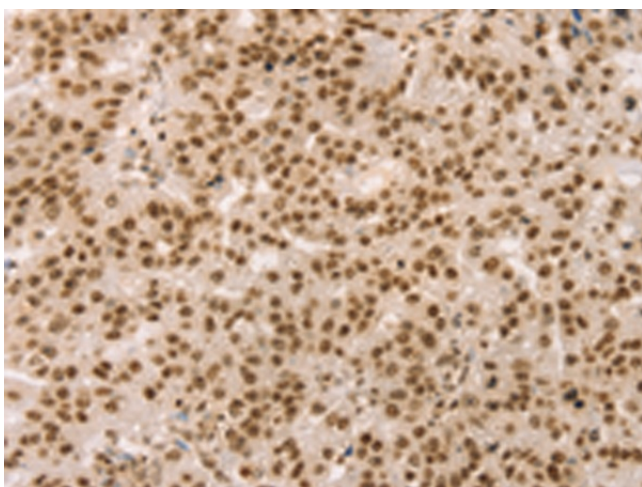
[View online »](#)

**Product images:**

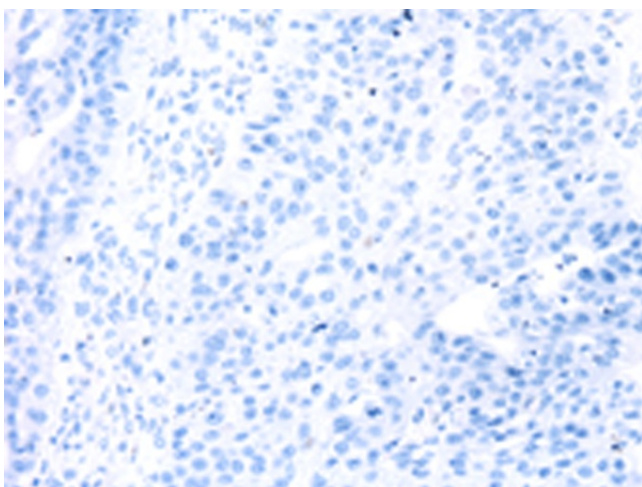
Immunohistochemistry of paraffin-embedded Human esophagus cancer tissue using [TA369365] (SNX8 Antibody) at dilution 1/30 (Original magnification:  $\times 200$ )



Immunohistochemistry of paraffin-embedded Human esophagus cancer tissue using [TA369365] (SNX8 Antibody) at dilution 1/30, treated with fusion protein. (Original magnification:  $\times 200$ )



Immunohistochemistry of paraffin-embedded Human breast cancer tissue using [TA369365] (SNX8 Antibody) at dilution 1/30 (Original magnification:  $\times 200$ )



Immunohistochemistry of paraffin-embedded Human breast cancer tissue using [TA369365] (SNX8 Antibody) at dilution 1/30, treated with fusion protein. (Original magnification:  $\times 200$ )