

## Product datasheet for **TA369331S**

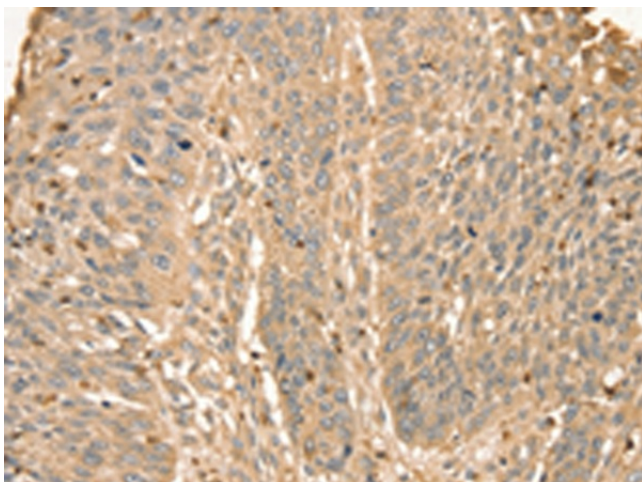
### **S100A12 Rabbit Polyclonal Antibody**

#### **Product data:**

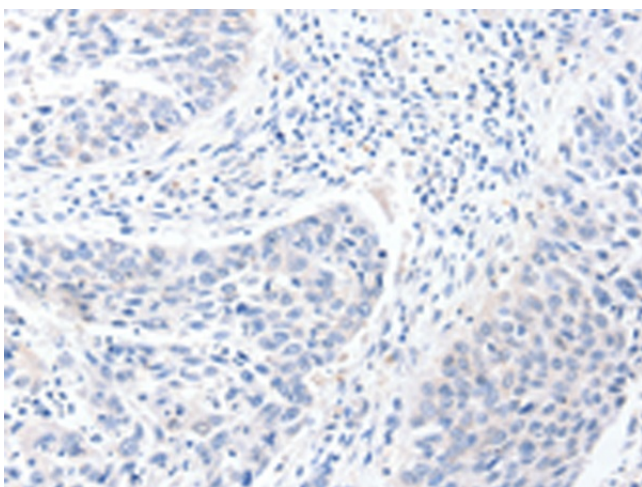
Product Type:	Primary Antibodies
Applications:	IHC
Recommended Dilution:	IHC: 25-100 Positive control: Human lung cancer Predicted cell location: Cytoplasm
Reactivity:	Human
Host:	Rabbit
Isotype:	IgG
Clonality:	Polyclonal
Immunogen:	Fusion protein of human S100A12
Formulation:	pH7.4 PBS, 0.05% NaN <sub>3</sub> , 40% Glycerol
Purification:	Antigen affinity purification
Conjugation:	Unconjugated
Storage:	Store at -20°C.
Stability:	1 year
Gene Name:	S100 calcium binding protein A12
Database Link:	<a href="#">Entrez Gene 6283 Human P80511</a>
Background:	The protein encoded by this gene is a member of the S100 family of proteins containing 2 EF-hand calcium-binding motifs. S100 proteins are localized in the cytoplasm and/or nucleus of a wide range of cells, and involved in the regulation of a number of cellular processes such as cell cycle progression and differentiation. S100 genes include at least 13 members which are located as a cluster on chromosome 1q21. This protein is proposed to be involved in specific calcium-dependent signal transduction pathways and its regulatory effect on cytoskeletal components may modulate various neutrophil activities.
Synonyms:	CAAF1; CAGC; Calgranulin-C; CGRP; ENRAGE; MRP6; p6



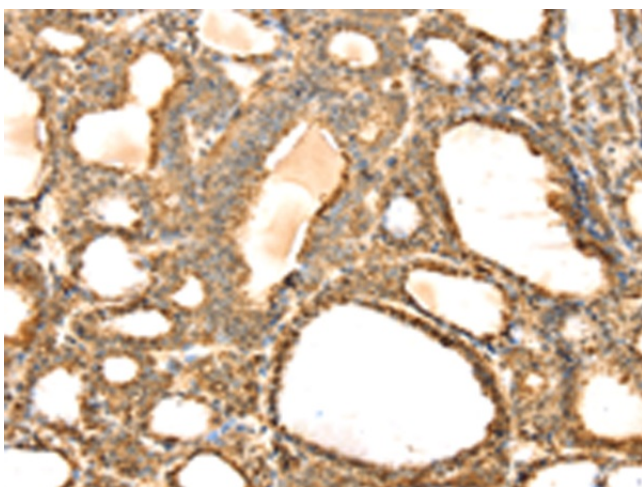
[View online »](#)

**Product images:**

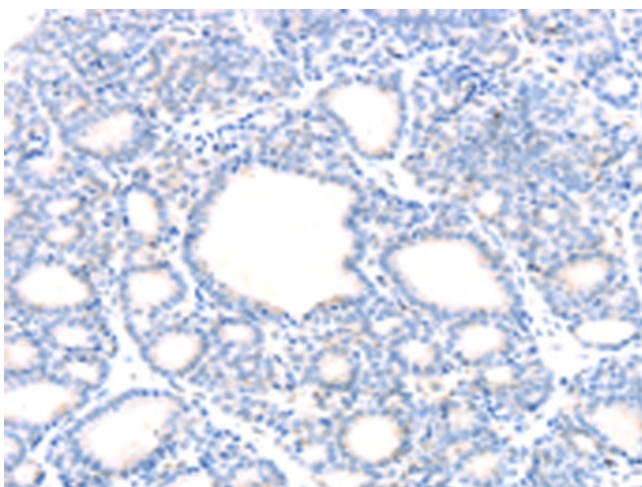
Immunohistochemistry of paraffin-embedded Human lung cancer tissue using [TA369331] (S100A12 Antibody) at dilution 1/30 (Original magnification:  $\times 200$ )



Immunohistochemistry of paraffin-embedded Human lung cancer tissue using [TA369331] (S100A12 Antibody) at dilution 1/30, treated with fusion protein. (Original magnification:  $\times 200$ )



Immunohistochemistry of paraffin-embedded Human thyroid cancer tissue using [TA369331] (S100A12 Antibody) at dilution 1/30 (Original magnification:  $\times 200$ )



Immunohistochemistry of paraffin-embedded Human thyroid cancer tissue using [TA369331] (S100A12 Antibody) at dilution 1/30, treated with fusion protein. (Original magnification:  $\times 200$ )