

Product datasheet for **TA369171**

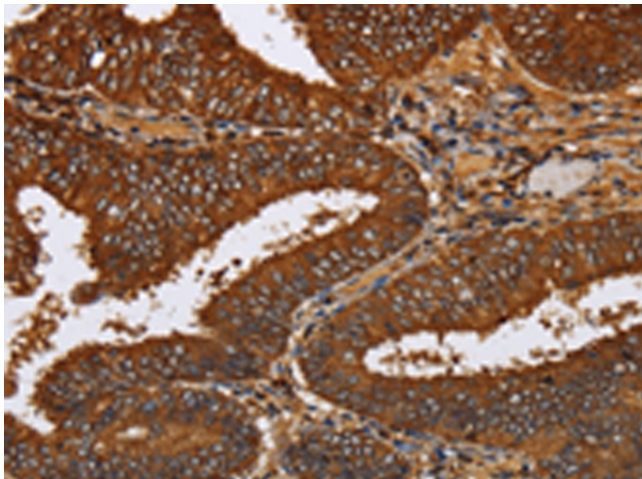
TICAM2 (TMED7-TICAM2) Rabbit Polyclonal Antibody

Product data:

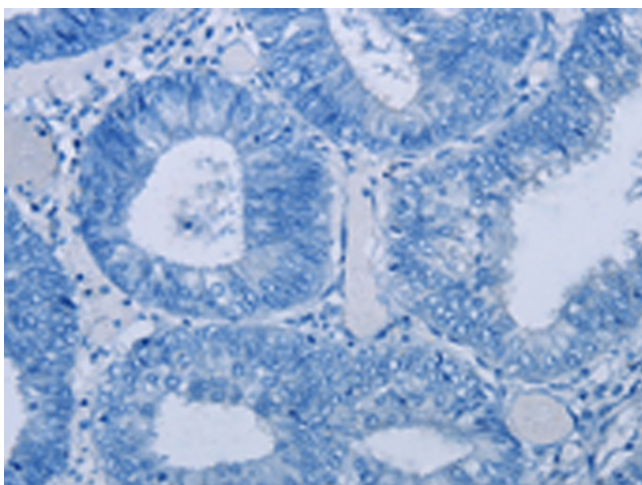
Product Type:	Primary Antibodies
Applications:	IHC
Recommended Dilution:	IHC: 100-300 Positive control: Human colon cancer Predicted cell location: Cytoplasm
Reactivity:	Human
Host:	Rabbit
Isotype:	IgG
Clonality:	Polyclonal
Immunogen:	Fusion protein of human TICAM2
Formulation:	pH7.4 PBS, 0.05% NaN ₃ , 40% Glycerol
Concentration:	lot specific
Purification:	Antigen affinity purification
Conjugation:	Unconjugated
Storage:	Store at -20°C.
Stability:	1 year
Gene Name:	TMED7-TICAM2 readthrough
Database Link:	Entrez Gene 100302736 Human Q86XR7
Background:	TIRP is a Toll/interleukin-1 receptor (IL1R; MIM 147810) (TIR) domain-containing adaptor protein involved in Toll receptor signaling



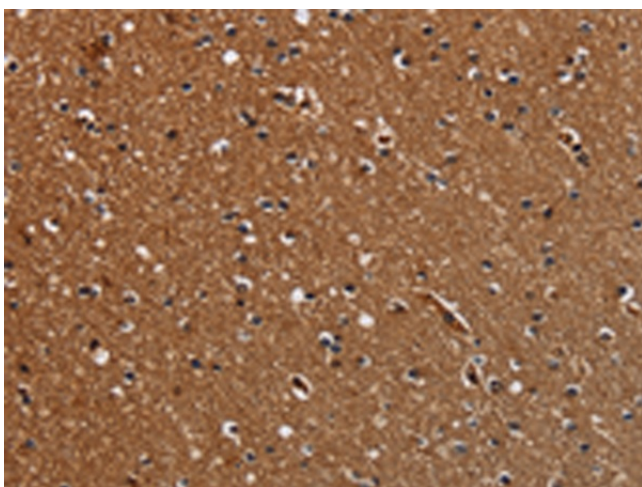
[View online »](#)

Product images:

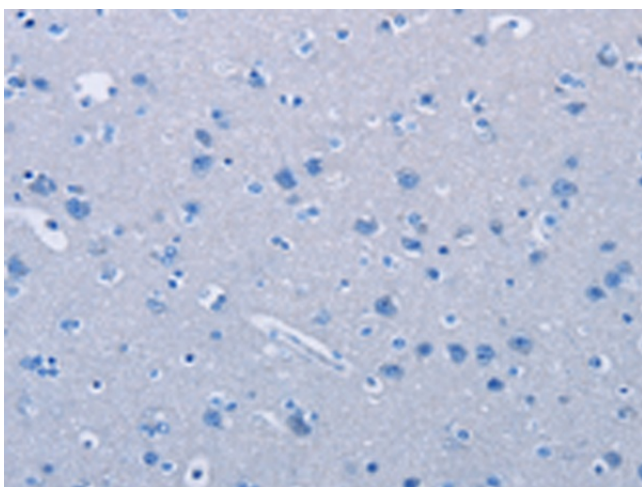
Immunohistochemistry of paraffin-embedded Human colon cancer tissue using TA369171 (TICAM2 Antibody) at dilution 1/60 (Original magnification: $\times 200$)



Immunohistochemistry of paraffin-embedded Human colon cancer tissue using TA369171 (TICAM2 Antibody) at dilution 1/60, treated with fusion protein. (Original magnification: $\times 200$)



Immunohistochemistry of paraffin-embedded Human brain tissue using TA369171 (TICAM2 Antibody) at dilution 1/60 (Original magnification: $\times 200$)



Immunohistochemistry of paraffin-embedded Human brain tissue using TA369171 (TICAM2 Antibody) at dilution 1/60, treated with fusion protein. (Original magnification: $\times 200$)