

Product datasheet for **TA369165S**

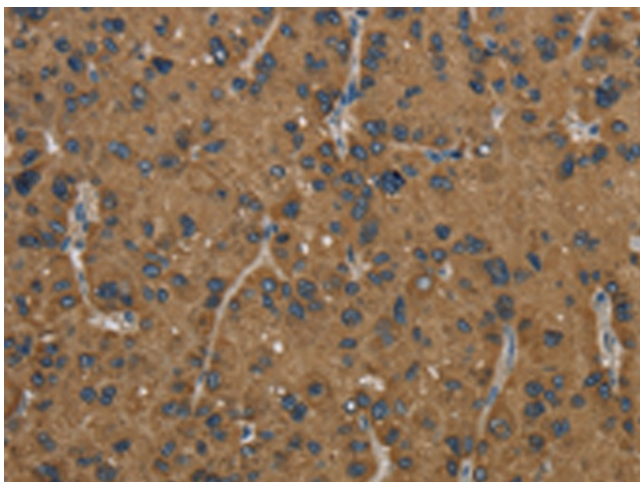
HSD17B2 Rabbit Polyclonal Antibody

Product data:

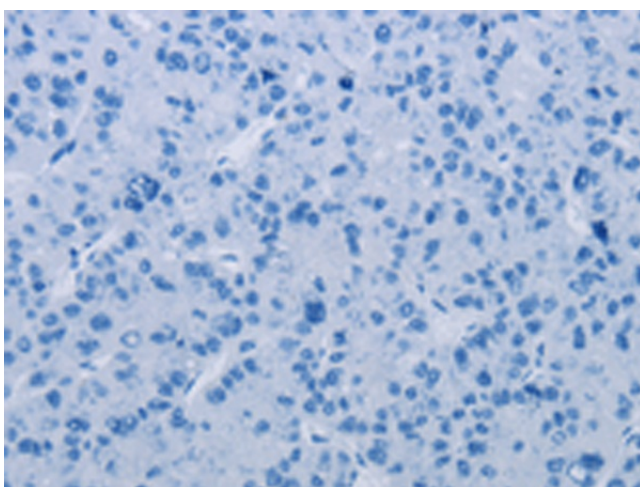
Product Type:	Primary Antibodies
Applications:	IHC
Recommended Dilution:	IHC: 50-200 Positive control: Human liver cancer Predicted cell location: Cytoplasm
Reactivity:	Human
Host:	Rabbit
Isotype:	IgG
Clonality:	Polyclonal
Immunogen:	Fusion protein of human HSD17B2
Formulation:	pH7.4 PBS, 0.05% NaN ₃ , 40% Glycerol
Purification:	Antigen affinity purification
Conjugation:	Unconjugated
Storage:	Store at -20°C.
Stability:	1 year
Gene Name:	hydroxysteroid (17-beta) dehydrogenase 2
Database Link:	Entrez Gene 3294 Human P37059
Background:	Estradiol 17-beta-dehydrogenase 2 is an enzyme that in humans is encoded by the HSD17B2 gene. Capable of catalyzing the interconversion of testosterone and androstenedione, as well as estradiol and estrone. Also has 20-alpha-HSD activity. Uses NADH while EDH17B3 uses NADPH.
Synonyms:	20-alpha-HSD; E2DH; EDH17B2; HSD17; SDR9C2



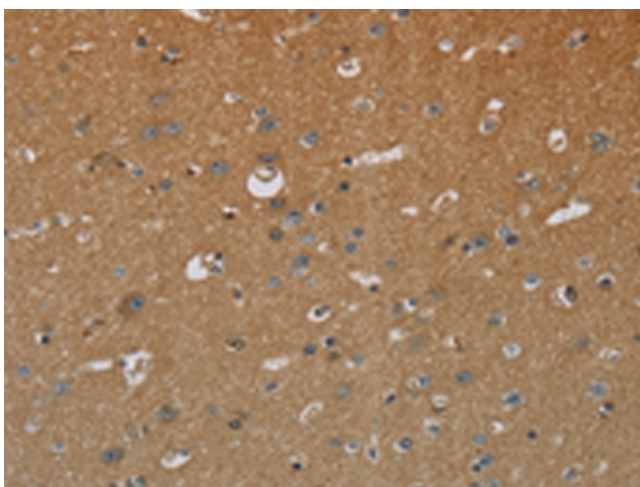
[View online »](#)

Product images:

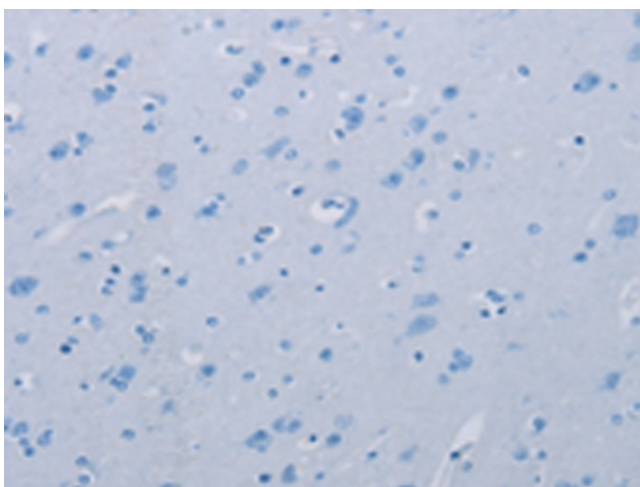
Immunohistochemistry of paraffin-embedded Human liver cancer tissue using [TA369165] (HSD17B2 Antibody) at dilution 1/50 (Original magnification: $\times 200$)



Immunohistochemistry of paraffin-embedded Human liver cancer tissue using [TA369165] (HSD17B2 Antibody) at dilution 1/50, treated with fusion protein. (Original magnification: $\times 200$)



Immunohistochemistry of paraffin-embedded Human brain tissue using [TA369165] (HSD17B2 Antibody) at dilution 1/50 (Original magnification: ×200)



Immunohistochemistry of paraffin-embedded Human brain tissue using [TA369165] (HSD17B2 Antibody) at dilution 1/50, treated with fusion protein. (Original magnification: ×200)