

Product datasheet for **TA369135S**

FTO Rabbit Polyclonal Antibody

Product data:

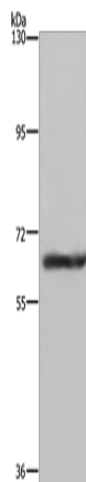
Product Type:	Primary Antibodies
Applications:	IHC, WB
Recommended Dilution:	WB: 500-2000 WB positive control: Human fetal brain tissue IHC: 100-300 Positive control: Human gastric cancer Predicted cell location: Cytoplasm or Nucleus
Reactivity:	Human
Host:	Rabbit
Isotype:	IgG
Clonality:	Polyclonal
Immunogen:	Fusion protein of human FTO
Formulation:	pH7.4 PBS, 0.05% NaN ₃ , 40% Glycerol
Purification:	Antigen affinity purification
Conjugation:	Unconjugated
Storage:	Store at -20°C.
Stability:	1 year
Predicted Protein Size:	58 kDa
Gene Name:	fat mass and obesity associated
Database Link:	Entrez Gene 79068 Human Q9C0B1

Background: This gene is a nuclear protein of the AlkB related non-haem iron and 2-oxoglutarate-dependent oxygenase superfamily but the exact physiological function of this gene is not known. Other non-heme iron enzymes function to reverse alkylated DNA and RNA damage by oxidative demethylation. Studies in mice and humans indicate a role in nervous and cardiovascular systems and a strong association with body mass index, obesity risk, and type 2 diabetes.

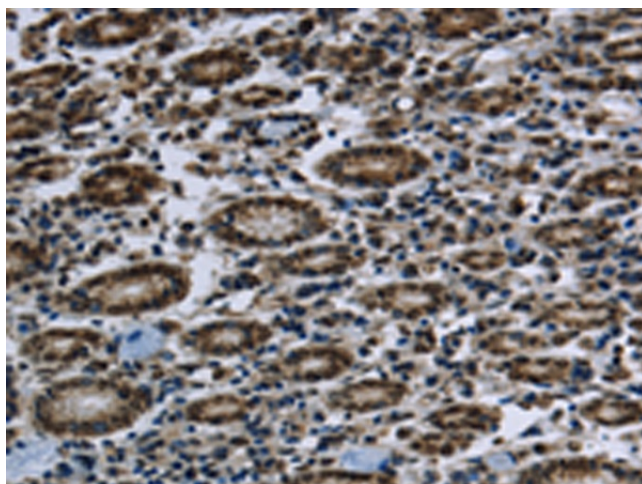
Synonyms: KIAA1752; MGC5149



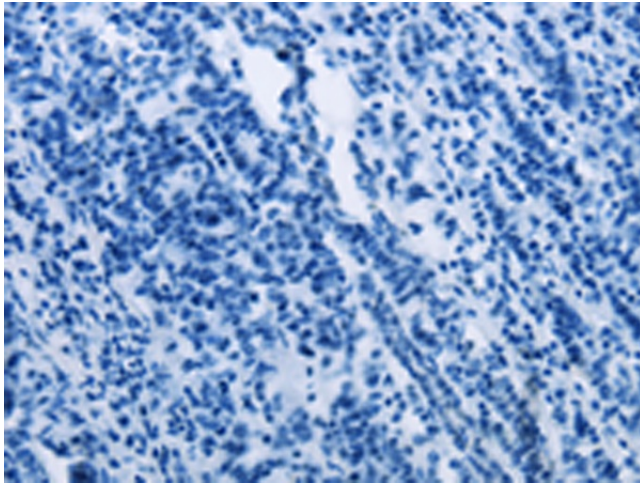
[View online »](#)

Product images:

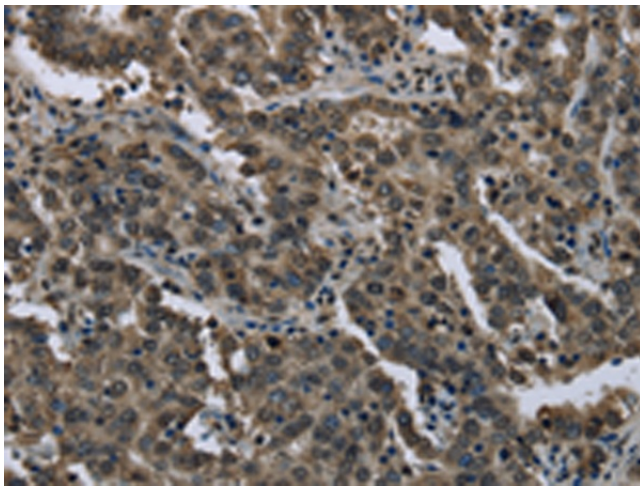
Gel: 6%SDS-PAGE
Lysate: 40 μ g
Lane: Human fetal brain tissue
Primary antibody: [TA369135] (FTO Antibody) at dilution 1/650
Secondary antibody: Goat anti rabbit IgG at 1/8000 dilution
Exposure time: 5 minutes



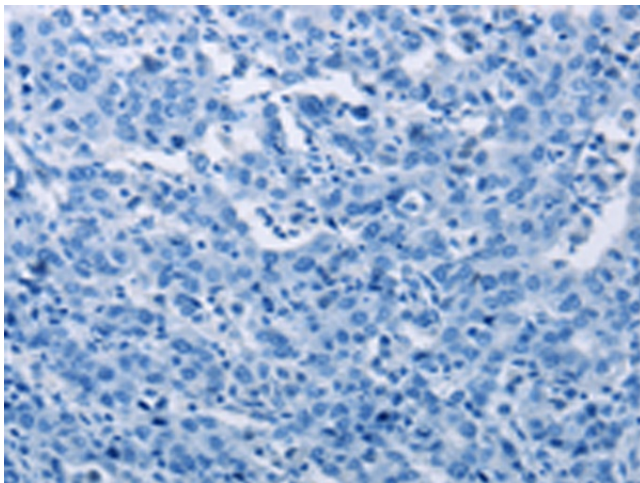
Immunohistochemistry of paraffin-embedded Human gastric cancer tissue using [TA369135] (FTO Antibody) at dilution 1/60 (Original magnification: \times 200)



Immunohistochemistry of paraffin-embedded Human gastric cancer tissue using [TA369135] (FTO Antibody) at dilution 1/60, treated with fusion protein. (Original magnification: $\times 200$)



Immunohistochemistry of paraffin-embedded Human liver cancer tissue using [TA369135] (FTO Antibody) at dilution 1/60 (Original magnification: $\times 200$)



Immunohistochemistry of paraffin-embedded Human liver cancer tissue using [TA369135] (FTO Antibody) at dilution 1/60, treated with fusion protein. (Original magnification: $\times 200$)