

Product datasheet for **TA369114S**

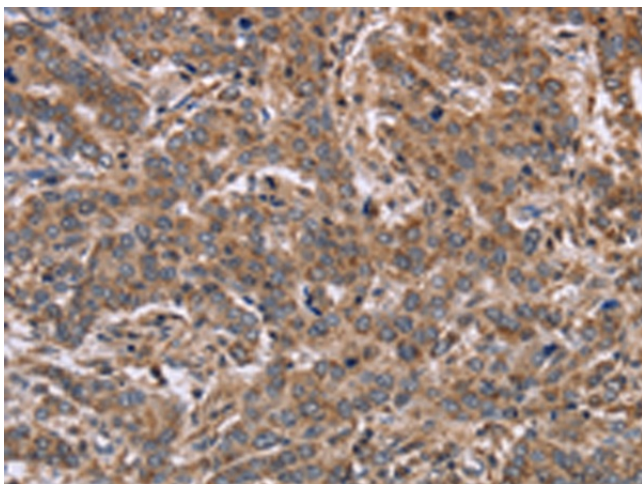
FAAH2 Rabbit Polyclonal Antibody

Product data:

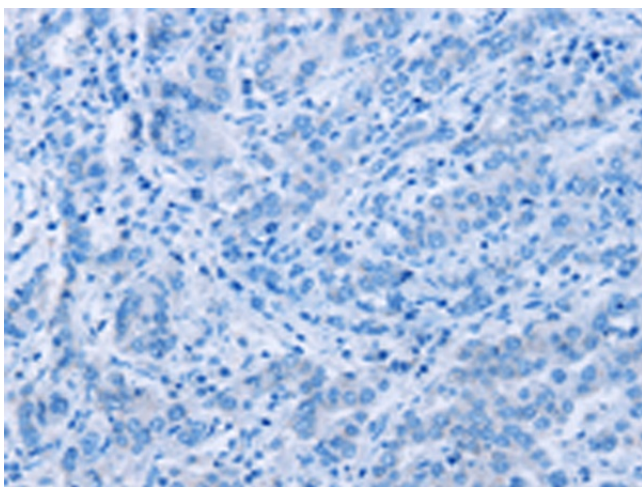
Product Type:	Primary Antibodies
Applications:	IHC
Recommended Dilution:	IHC: 50-200 Positive control: Human liver cancer Predicted cell location: Cytoplasm
Reactivity:	Human
Host:	Rabbit
Isotype:	IgG
Clonality:	Polyclonal
Immunogen:	Fusion protein of human FAAH2
Formulation:	pH7.4 PBS, 0.05% NaN ₃ , 40% Glycerol
Purification:	Antigen affinity purification
Conjugation:	Unconjugated
Storage:	Store at -20°C.
Stability:	1 year
Gene Name:	fatty acid amide hydrolase 2
Database Link:	Entrez Gene 158584 Human Q6GMR7
Background:	This gene encodes a fatty acid amide hydrolase that shares a conserved protein motif with the amidase signature family of enzymes. The encoded enzyme is able to catalyze the hydrolysis of a broad range of bioactive lipids, including those from the three main classes of fatty acid amides; N-acyl ethanolamines, fatty acid primary amides and N-acyl amino acids. This enzyme has a preference for monounsaturated acyl chains as a substrate.
Synonyms:	AMDD; FAAH-2; FLJ31204; RP11-479E16.1



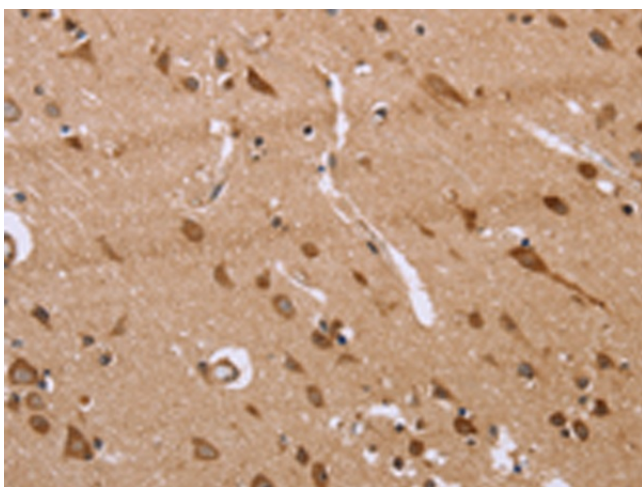
[View online »](#)

Product images:

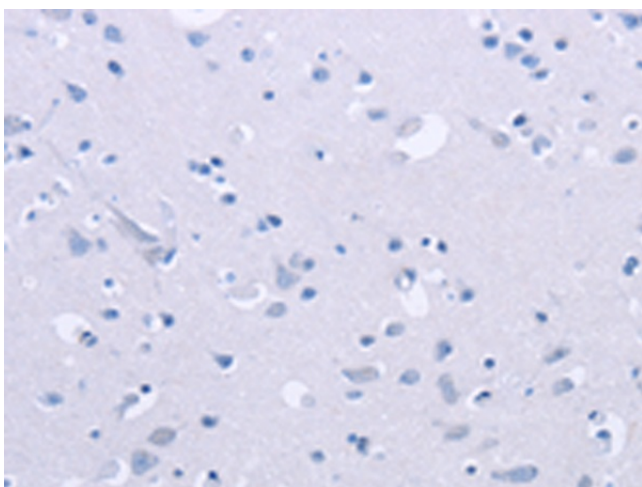
Immunohistochemistry of paraffin-embedded Human liver cancer tissue using [TA369114] (FAAH2 Antibody) at dilution 1/30 (Original magnification: ×200)



Immunohistochemistry of paraffin-embedded Human liver cancer tissue using [TA369114] (FAAH2 Antibody) at dilution 1/30, treated with fusion protein. (Original magnification: ×200)



Immunohistochemistry of paraffin-embedded Human brain tissue using [TA369114] (FAAH2 Antibody) at dilution 1/30 (Original magnification: ×200)



Immunohistochemistry of paraffin-embedded Human brain tissue using [TA369114] (FAAH2 Antibody) at dilution 1/30, treated with fusion protein. (Original magnification: ×200)