

## Product datasheet for **TA369099S**

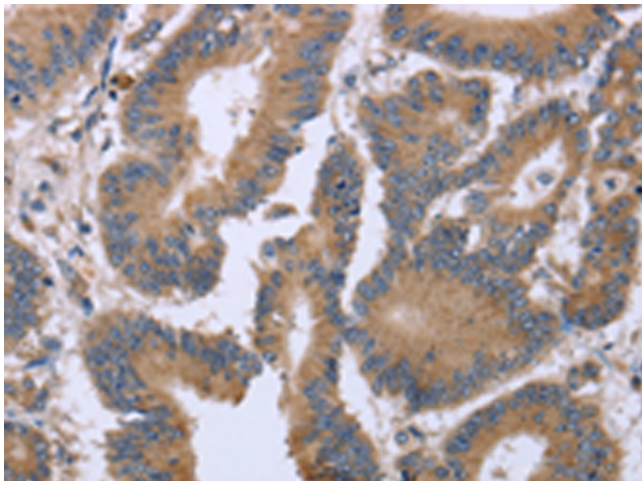
### Estrogen induced gene 121 protein (KIAA1324) Rabbit Polyclonal Antibody

#### Product data:

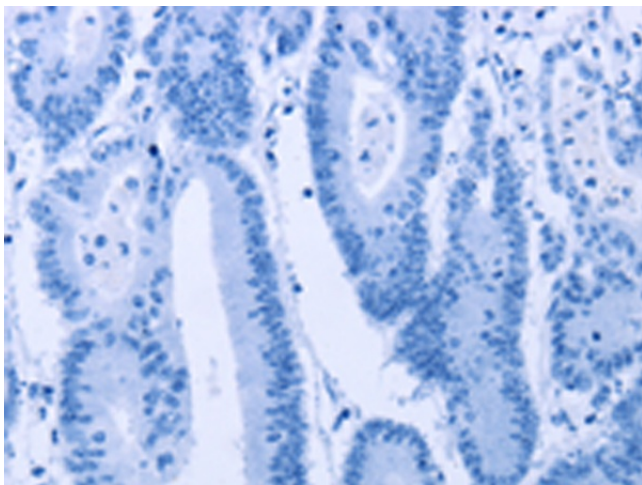
|                       |  |
|-----------------------|--|
| Product Type:         | Primary Antibodies   |
| Applications:         | IHC  |
| Recommended Dilution: | IHC: 50-200<br>Positive control: Human colon cancer<br>Predicted cell location: Cytoplasm  |
| Reactivity:           | Human, Mouse   |
| Host:                 | Rabbit   |
| Isotype:              | IgG  |
| Clonality:            | Polyclonal   |
| Immunogen:            | Fusion protein of human KIAA1324   |
| Formulation:          | pH7.4 PBS, 0.05% NaN <sub>3</sub> , 40% Glycerol   |
| Purification:         | Antigen affinity purification  |
| Conjugation:          | Unconjugated   |
| Storage:              | Store at -20°C.  |
| Stability:            | 1 year   |
| Gene Name:            | KIAA1324   |
| Database Link:        | <a href="#">Entrez Gene 57535 Human Q6UXG2</a>   |
| Background:           | Expression of this gene is induced by estrogen and the encoded protein has been characterized as a transmembrane protein. The encoded protein has been found in to correlate with survival in certain carcinomas (PMID: 21102415) and may be important for cellular response to stress (PMID: 21072319). Alternative splicing results in multiple transcript variants. |
| Synonyms:             | EIG121; maba1; MGC150624   |



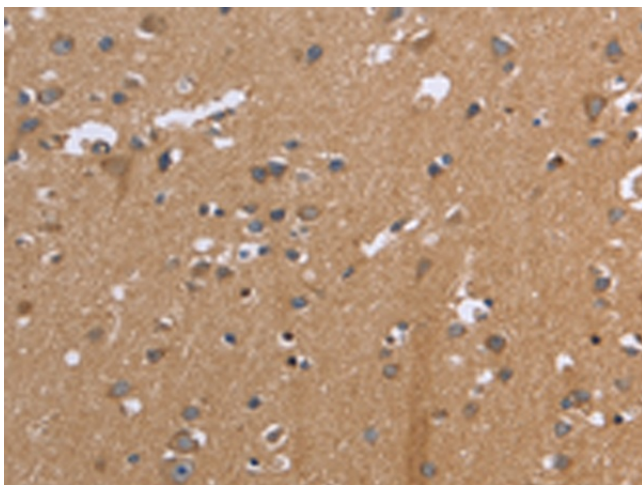
[View online »](#)

**Product images:**

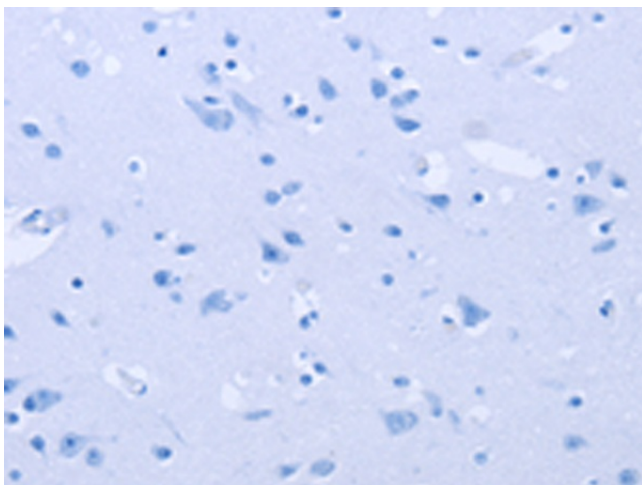
Immunohistochemistry of paraffin-embedded Human colon cancer tissue using [TA369099] (KIAA1324 Antibody) at dilution 1/30 (Original magnification:  $\times 200$ )



Immunohistochemistry of paraffin-embedded Human colon cancer tissue using [TA369099] (KIAA1324 Antibody) at dilution 1/30, treated with fusion protein. (Original magnification:  $\times 200$ )



Immunohistochemistry of paraffin-embedded Human brain tissue using [TA369099] (KIAA1324 Antibody) at dilution 1/30 (Original magnification: ×200)



Immunohistochemistry of paraffin-embedded Human brain tissue using [TA369099] (KIAA1324 Antibody) at dilution 1/30, treated with fusion protein. (Original magnification: ×200)