

Product datasheet for **TA369092S**

Ribonuclease 3 (RNASE3) Rabbit Polyclonal Antibody

Product data:

Product Type:	Primary Antibodies
Applications:	IHC, WB
Recommended Dilution:	WB: 200-1000 WB positive control: U937 cells IHC: 25-100 Positive control: Human ovarian cancer Predicted cell location: Cytoplasm
Reactivity:	Human
Host:	Rabbit
Isotype:	IgG
Clonality:	Polyclonal
Immunogen:	Fusion protein of human RNASE3
Formulation:	pH7.4 PBS, 0.05% NaN ₃ , 40% Glycerol
Purification:	Antigen affinity purification
Conjugation:	Unconjugated
Storage:	Store at -20°C.
Stability:	1 year
Predicted Protein Size:	18 kDa
Gene Name:	ribonuclease A family member 3
Database Link:	Entrez Gene 6037 Human P12724
Background:	Eosinophil Cationic Protein (ECP) also known as ribonuclease 3 is a basic protein located in the eosinophil primary matrix. In humans, the eosinophil cationic protein is encoded by the RNASE3 gene. ECP is released during degranulation of eosinophils. This protein is related to inflammation and asthma because in these cases, there are increased levels of ECP in the body. There are three glycosolated forms of ECP and consequently ECP has a range of molecular weights from 18-22 kDa
Synonyms:	ECP; RNS3

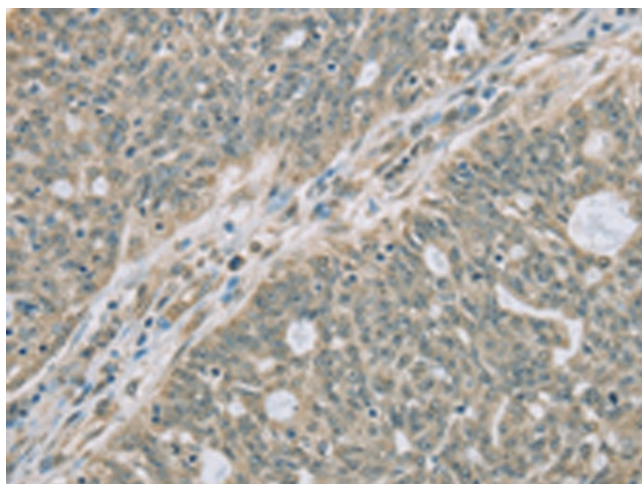


[View online »](#)

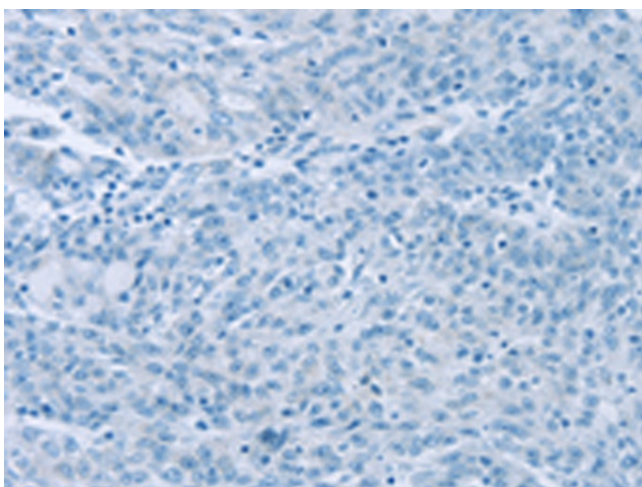
Product images:



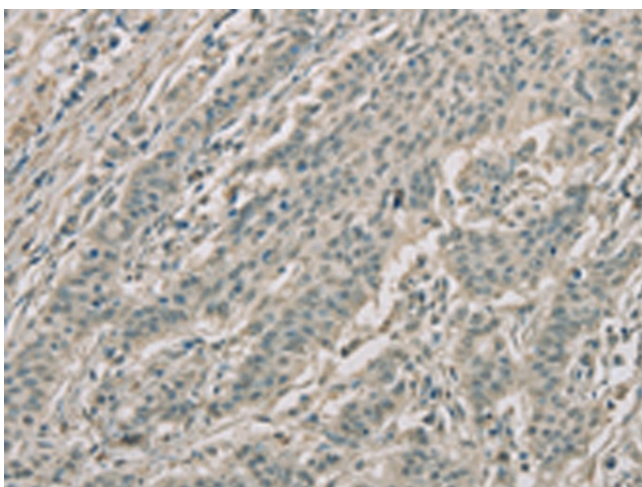
Gel: 10%SDS-PAGE
Lysate: 40 µg
Lane: U937 cells
Primary antibody: [TA369092] (RNASE3 Antibody)
at dilution 1/200
Secondary antibody: Goat anti rabbit IgG at
1/8000 dilution
Exposure time: 3 minutes



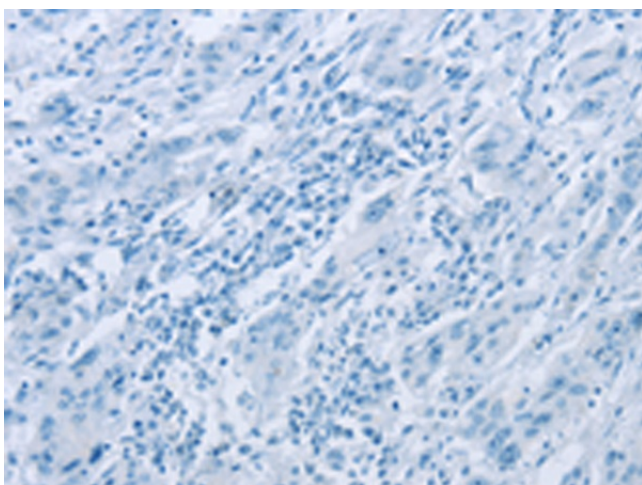
Immunohistochemistry of paraffin-embedded
Human ovarian cancer tissue using [TA369092]
(RNASE3 Antibody) at dilution 1/20 (Original
magnification: x200)



Immunohistochemistry of paraffin-embedded Human ovarian cancer tissue using [TA369092] (RNASE3 Antibody) at dilution 1/20, treated with fusion protein. (Original magnification: $\times 200$)



Immunohistochemistry of paraffin-embedded Human gastric cancer tissue using [TA369092] (RNASE3 Antibody) at dilution 1/20 (Original magnification: $\times 200$)



Immunohistochemistry of paraffin-embedded Human gastric cancer tissue using [TA369092] (RNASE3 Antibody) at dilution 1/20, treated with fusion protein. (Original magnification: $\times 200$)