

## Product datasheet for **TA369076S**

### DCTN4 Rabbit Polyclonal Antibody

#### Product data:

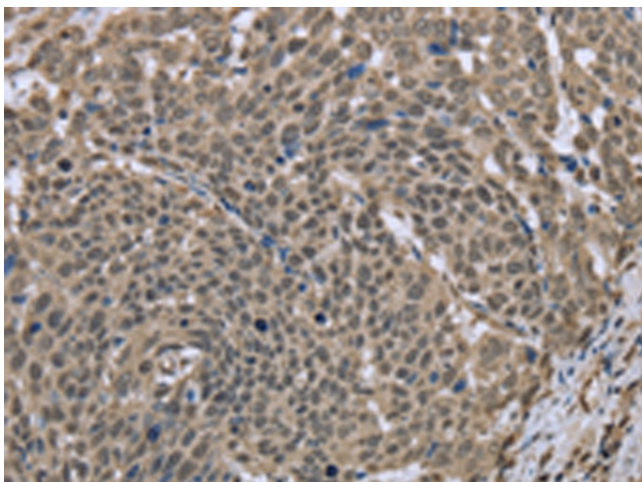
Product Type:	Primary Antibodies
Applications:	IHC
Recommended Dilution:	IHC: 50-200 Positive control: Human cervical cancer Predicted cell location: Nucleus
Reactivity:	Human, Mouse, Rat
Host:	Rabbit
Isotype:	IgG
Clonality:	Polyclonal
Immunogen:	Fusion protein of human DCTN4
Formulation:	pH7.4 PBS, 0.05% NaN <sub>3</sub> , 40% Glycerol
Purification:	Antigen affinity purification
Conjugation:	Unconjugated
Storage:	Store at -20°C.
Stability:	1 year
Gene Name:	dynactin subunit 4
Database Link:	<a href="#">Entrez Gene 51164 Human Q9UJW0</a>

**Background:** Dynactin is a multisubunit complex and a required cofactor for most, or all, of the cellular processes powered by the microtubule-based motor cytoplasmic dynein . Dynactin contains a short actin-related protein 1 (Arp1) filament with capZ at the barbed end and p62 at the pointed end . The p62 subunit is an integral component of 20 S dynactin with a highly conserved cysteine-rich motif that interacts directly with Arp1. Dynactin p62 has a punctate cytoplasmic distribution as well as centrosomal distribution typical of dynactin . In addition, Dynactin p62 is distributed in the nucleus at very high expression levels . Due to the structural composition of dynactin, the p62 subunit is implicated in Arp1 pointed-end binding and in linking dynein and dynactin to the cortical cytoskeleton.

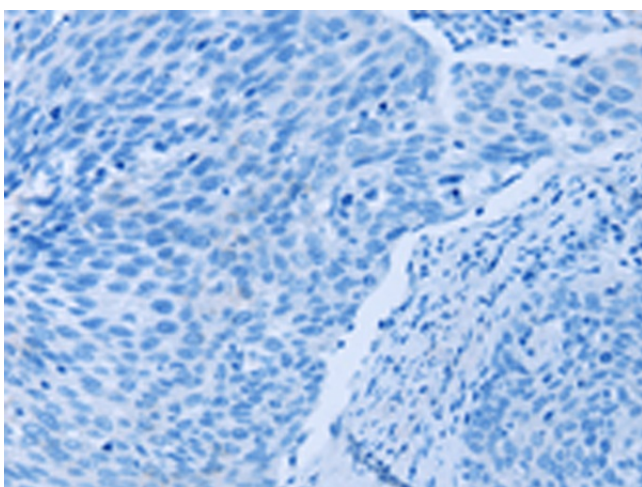
**Synonyms:** DCTN4



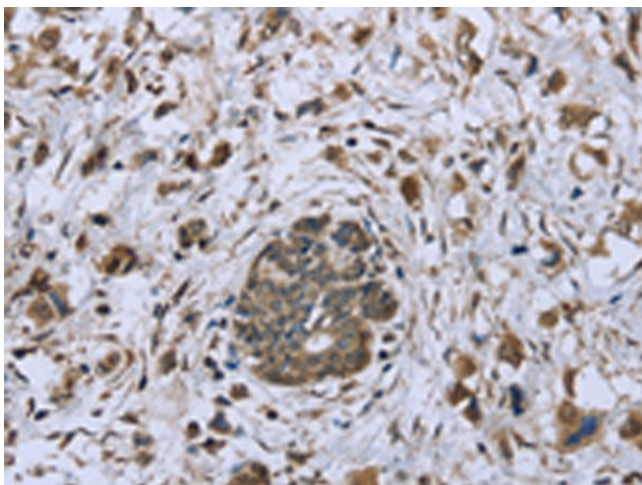
[View online »](#)

**Product images:**

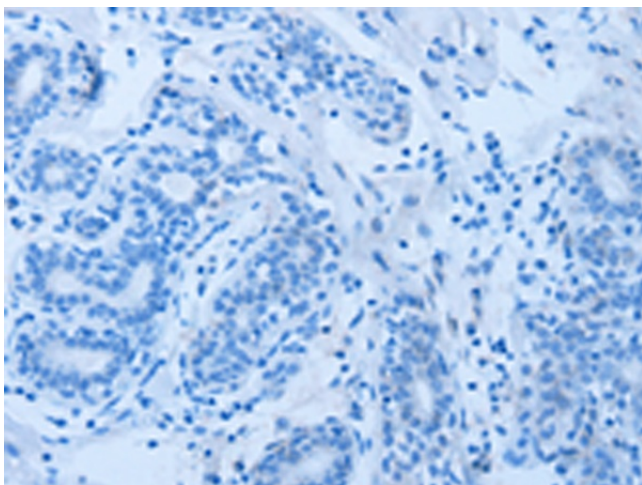
Immunohistochemistry of paraffin-embedded Human cervical cancer tissue using [TA369076] (DCTN4 Antibody) at dilution 1/30 (Original magnification:  $\times 200$ )



Immunohistochemistry of paraffin-embedded Human cervical cancer tissue using [TA369076] (DCTN4 Antibody) at dilution 1/30, treated with fusion protein. (Original magnification:  $\times 200$ )



Immunohistochemistry of paraffin-embedded Human breast cancer tissue using [TA369076] (DCTN4 Antibody) at dilution 1/30 (Original magnification:  $\times 200$ )



Immunohistochemistry of paraffin-embedded Human breast cancer tissue using [TA369076] (DCTN4 Antibody) at dilution 1/30, treated with fusion protein. (Original magnification:  $\times 200$ )