

Product datasheet for **TA368944S**


UCH37 (UCHL5) Rabbit Polyclonal Antibody

Product data:

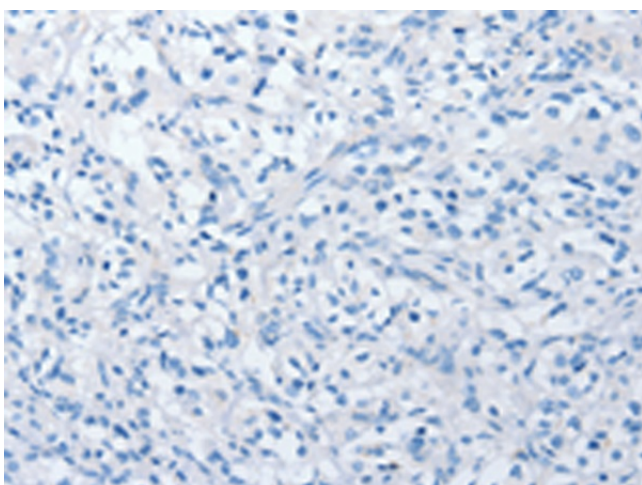
Product Type:	Primary Antibodies
Applications:	IHC
Recommended Dilution:	IHC: 25-100 Positive control: Human thyroid cancer Predicted cell location: Cytoplasm
Reactivity:	Human, Mouse
Host:	Rabbit
Isotype:	IgG
Clonality:	Polyclonal
Immunogen:	Fusion protein of human UCHL5
Formulation:	pH7.4 PBS, 0.05% NaN ₃ , 40% Glycerol
Purification:	Antigen affinity purification
Conjugation:	Unconjugated
Storage:	Store at -20°C.
Stability:	1 year
Gene Name:	ubiquitin C-terminal hydrolase L5
Database Link:	Entrez Gene 51377 Human Q9Y5K5
Background:	Ubiquitin carboxyl-terminal hydrolase isozyme L5 is an enzyme that in humans is encoded by the UCHL5 gene. Protease that specifically cleaves 'Lys-48'-linked polyubiquitin chains. Deubiquitinating enzyme associated with the 19S regulatory subunit of the 26S proteasome. Putative regulatory component of the INO80 complex; however is inactive in the INO80 complex and is activated by a transient interaction of the INO80 complex with the proteasome via ADRM1.
Synonyms:	CGI-70; INO80R; UCH-L5; UCH37



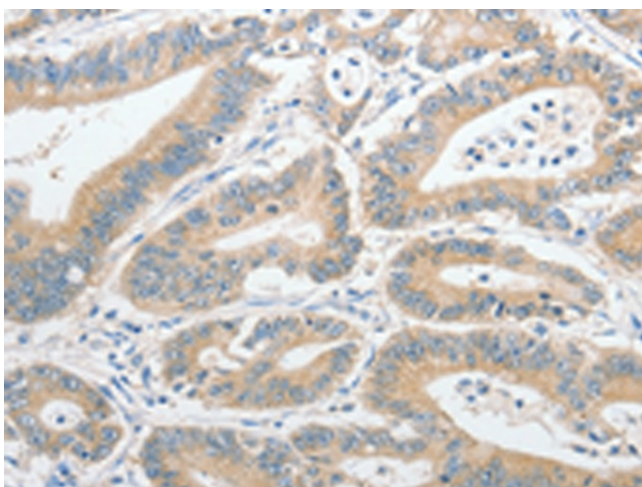
[View online »](#)

Product images:

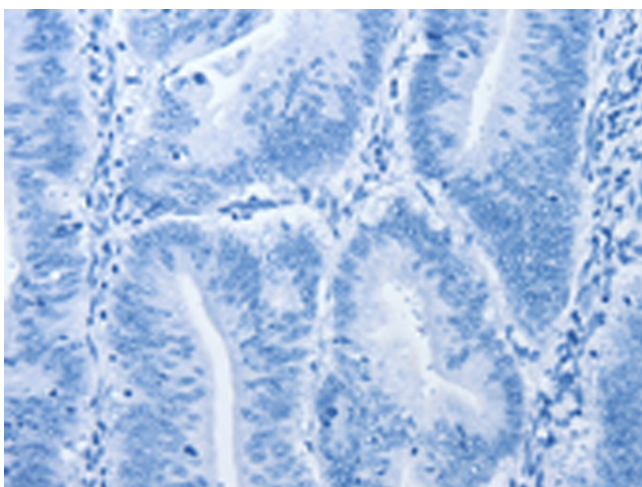
Immunohistochemistry of paraffin-embedded Human thyroid cancer tissue using [TA368944] (UCHL5 Antibody) at dilution 1/20 (Original magnification: $\times 200$)



Immunohistochemistry of paraffin-embedded Human thyroid cancer tissue using [TA368944] (UCHL5 Antibody) at dilution 1/20, treated with fusion protein. (Original magnification: $\times 200$)



Immunohistochemistry of paraffin-embedded Human colon cancer tissue using [TA368944] (UCLH5 Antibody) at dilution 1/20 (Original magnification: ×200)



Immunohistochemistry of paraffin-embedded Human colon cancer tissue using [TA368944] (UCLH5 Antibody) at dilution 1/20, treated with fusion protein. (Original magnification: ×200)