

Product datasheet for **TA368932**

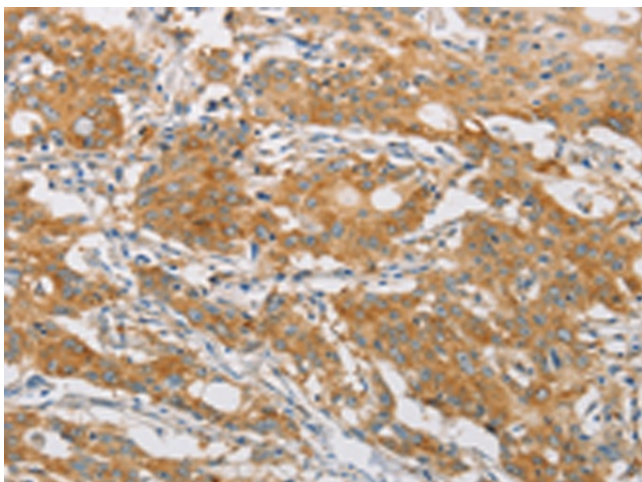
FARSLB (FARSB) Rabbit Polyclonal Antibody

Product data:

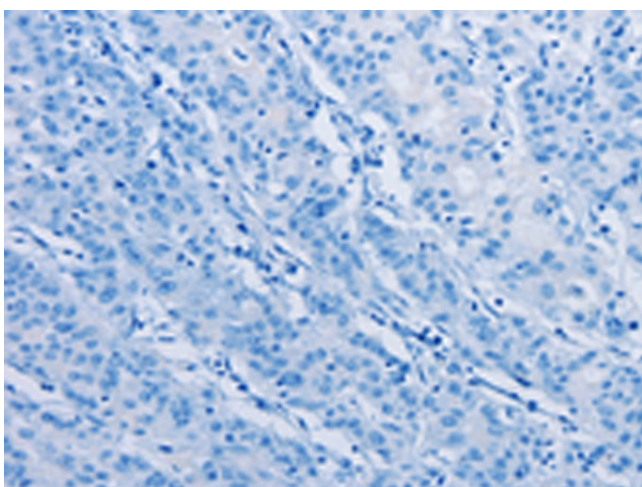
Product Type:	Primary Antibodies
Applications:	IHC
Recommended Dilution:	IHC: 25-100 Positive control: Human gastric cancer Predicted cell location: Cytoplasm
Reactivity:	Human, Mouse
Host:	Rabbit
Isotype:	IgG
Clonality:	Polyclonal
Immunogen:	Fusion protein of human FARSB
Formulation:	pH7.4 PBS, 0.05% NaN ₃ , 40% Glycerol
Concentration:	lot specific
Purification:	Antigen affinity purification
Conjugation:	Unconjugated
Storage:	Store at -20°C.
Stability:	1 year
Gene Name:	phenylalanyl-tRNA synthetase beta subunit
Database Link:	Entrez Gene 10056 Human Q9NSD9
Background:	This gene encodes a highly conserved enzyme that belongs to the aminoacyl-tRNA synthetase class IIc subfamily. This enzyme comprises the regulatory beta subunits that form a tetramer with two catalytic alpha subunits. In the presence of ATP, this tetramer is responsible for attaching L-phenylalanine to the terminal adenosine of the appropriate tRNA. A pseudogene located on chromosome 10 has been identified.
Synonyms:	FARSLB; FRSB; HSPC173; PheHB; PheRS



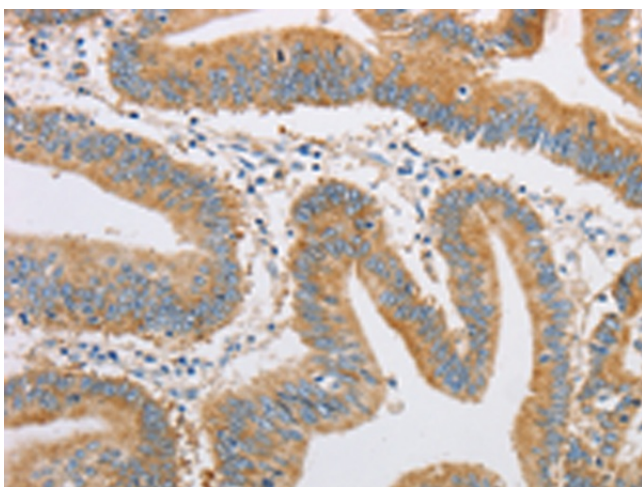
[View online »](#)

Product images:

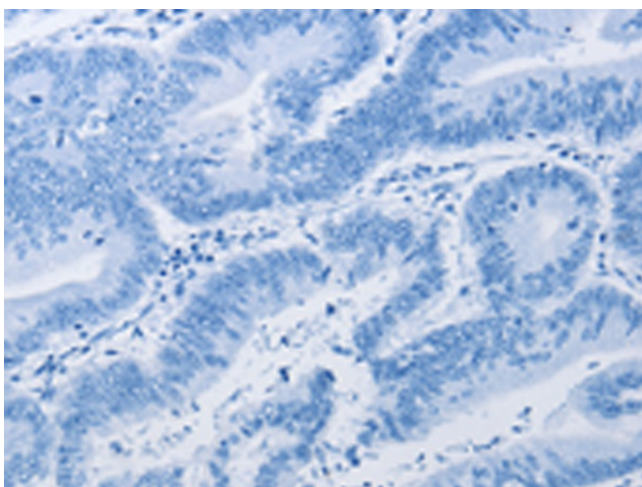
Immunohistochemistry of paraffin-embedded Human gastric cancer tissue using TA368932 (FARSB Antibody) at dilution 1/20 (Original magnification: $\times 200$)



Immunohistochemistry of paraffin-embedded Human gastric cancer tissue using TA368932 (FARSB Antibody) at dilution 1/20, treated with fusion protein. (Original magnification: $\times 200$)



Immunohistochemistry of paraffin-embedded Human colon cancer tissue using TA368932 (FARSB Antibody) at dilution 1/20 (Original magnification: ×200)



Immunohistochemistry of paraffin-embedded Human colon cancer tissue using TA368932 (FARSB Antibody) at dilution 1/20, treated with fusion protein. (Original magnification: ×200)