

Product datasheet for **TA368918S**

APRIL (TNFSF13) Rabbit Polyclonal Antibody

Product data:

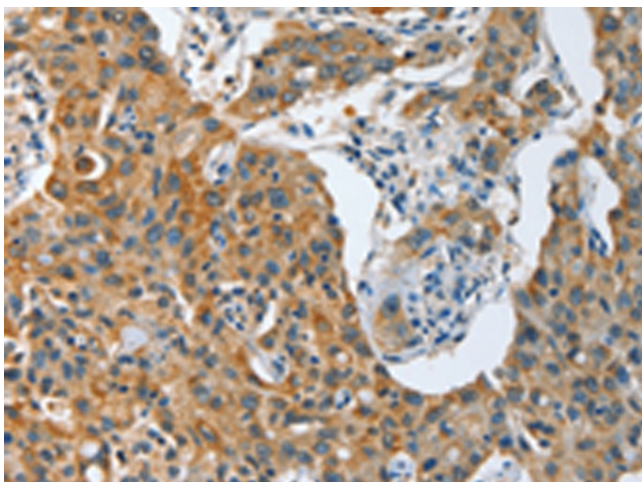
Product Type:	Primary Antibodies
Applications:	IHC
Recommended Dilution:	IHC: 25-100 Positive control: Human lung cancer Predicted cell location: Cytoplasm
Reactivity:	Human, Mouse
Host:	Rabbit
Isotype:	IgG
Clonality:	Polyclonal
Immunogen:	Fusion protein of human TNFSF13
Formulation:	pH7.4 PBS, 0.05% NaN3, 40% Glycerol
Purification:	Antigen affinity purification
Conjugation:	Unconjugated
Storage:	Store at -20°C.
Stability:	1 year
Gene Name:	tumor necrosis factor superfamily member 13
Database Link:	Entrez Gene 8741 Human O75888

Background: The protein encoded by this gene is a member of the tumor necrosis factor (TNF) ligand family. This protein is a ligand for TNFRSF17/BCMA, a member of the TNF receptor family. This protein and its receptor are both found to be important for B cell development. In vitro experiments suggested that this protein may be able to induce apoptosis through its interaction with other TNF receptor family proteins such as TNFRSF6/FAS and TNFRSF14/HVEM. Alternative splicing results in multiple transcript variants. Some transcripts that skip the last exon of the upstream gene (TNFSF12) and continue into the second exon of this gene have been identified; such read-through transcripts are contained in GenID 407977, TNFSF12-TNFSF13.

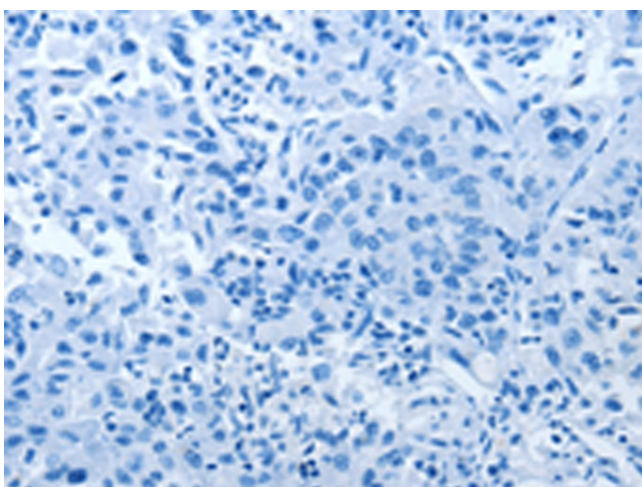
Synonyms: APRIL; CD256; ligand; TALL-2; TALL2; TRDL-1; UNQ383/PRO715; ZTNF2



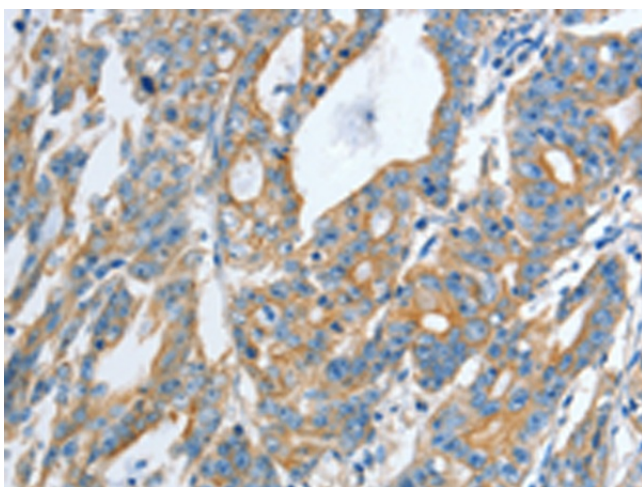
[View online »](#)

Product images:

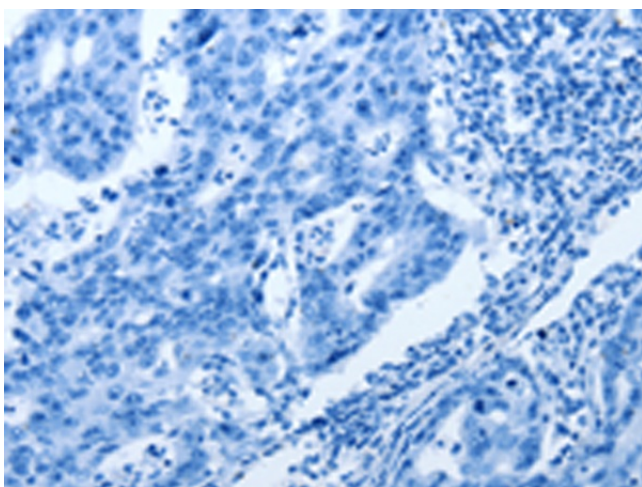
Immunohistochemistry of paraffin-embedded Human lung cancer tissue using [TA368918] (TNFSF13 Antibody) at dilution 1/30 (Original magnification: $\times 200$)



Immunohistochemistry of paraffin-embedded Human lung cancer tissue using [TA368918] (TNFSF13 Antibody) at dilution 1/30, treated with fusion protein. (Original magnification: $\times 200$)



Immunohistochemistry of paraffin-embedded Human gastric cancer tissue using [TA368918] (TNFSF13 Antibody) at dilution 1/30 (Original magnification: ×200)



Immunohistochemistry of paraffin-embedded Human gastric cancer tissue using [TA368918] (TNFSF13 Antibody) at dilution 1/30, treated with fusion protein. (Original magnification: ×200)