

Product datasheet for **TA368823**

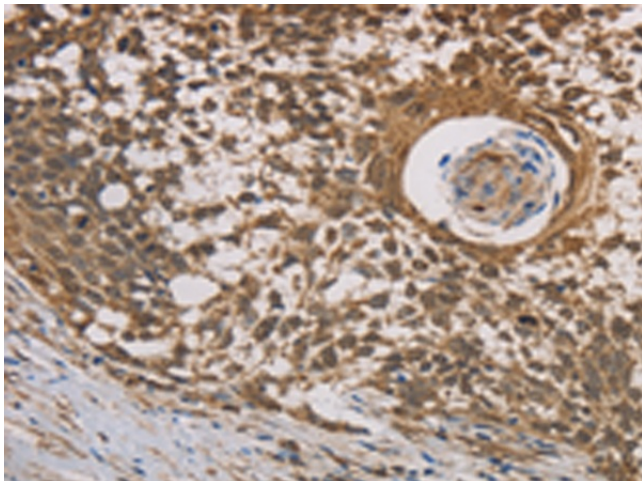
HSF1 Rabbit Polyclonal Antibody

Product data:

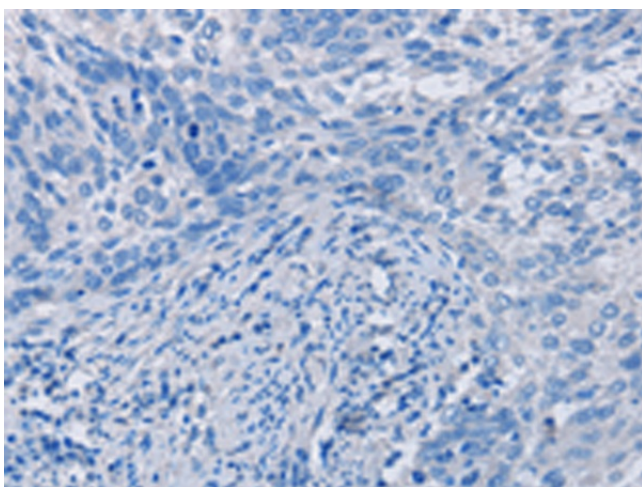
Product Type:	Primary Antibodies
Applications:	IHC
Recommended Dilution:	IHC: 50-200 Positive control: Human cervical cancer Predicted cell location: Cytoplasm and Nucleus
Reactivity:	Human, Mouse
Host:	Rabbit
Isotype:	IgG
Clonality:	Polyclonal
Immunogen:	Fusion protein of human HSF1
Formulation:	pH7.4 PBS, 0.05% NaN ₃ , 40% Glycerol
Concentration:	lot specific
Purification:	Antigen affinity purification
Conjugation:	Unconjugated
Storage:	Store at -20°C.
Stability:	1 year
Gene Name:	heat shock transcription factor 1
Database Link:	Entrez Gene 3297 Human Q00613
Background:	The product of this gene is a heat-shock transcription factor. Transcription of heat-shock genes is rapidly induced after temperature stress. Hsp90, by itself and/or associated with multichaperone complexes, is a major repressor of this gene.
Synonyms:	HSTF1



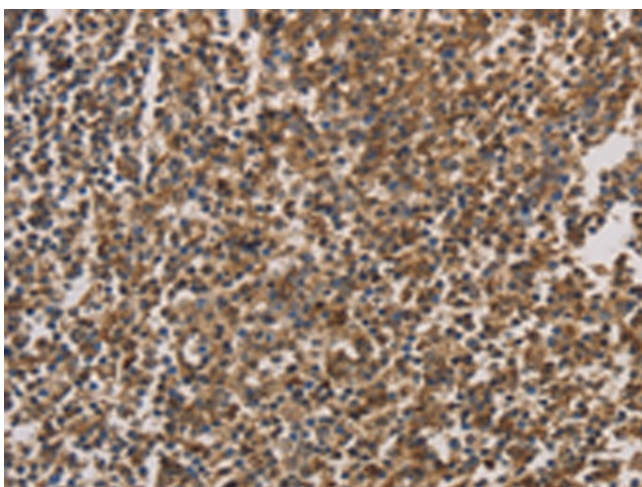
[View online »](#)

Product images:

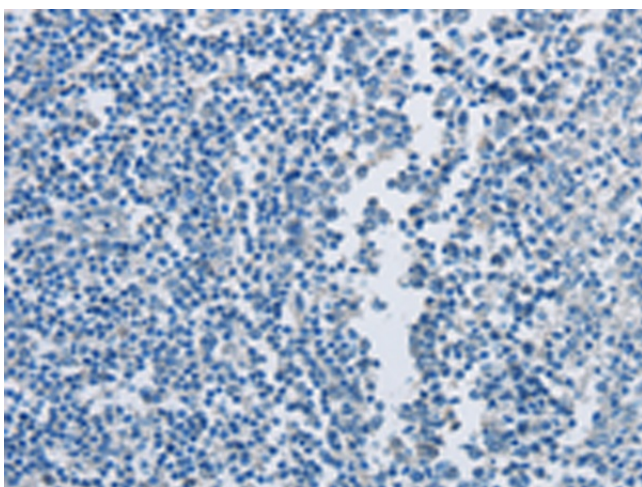
Immunohistochemistry of paraffin-embedded Human cervical cancer tissue using TA368823 (HSF1 Antibody) at dilution 1/20 (Original magnification: $\times 200$)



Immunohistochemistry of paraffin-embedded Human cervical cancer tissue using TA368823 (HSF1 Antibody) at dilution 1/20, treated with fusion protein. (Original magnification: $\times 200$)



Immunohistochemistry of paraffin-embedded Human tonsil tissue using TA368823 (HSF1 Antibody) at dilution 1/20 (Original magnification: $\times 200$)



Immunohistochemistry of paraffin-embedded Human tonsil tissue using TA368823 (HSF1 Antibody) at dilution 1/20, treated with fusion protein. (Original magnification: $\times 200$)