

Product datasheet for **TA368633**

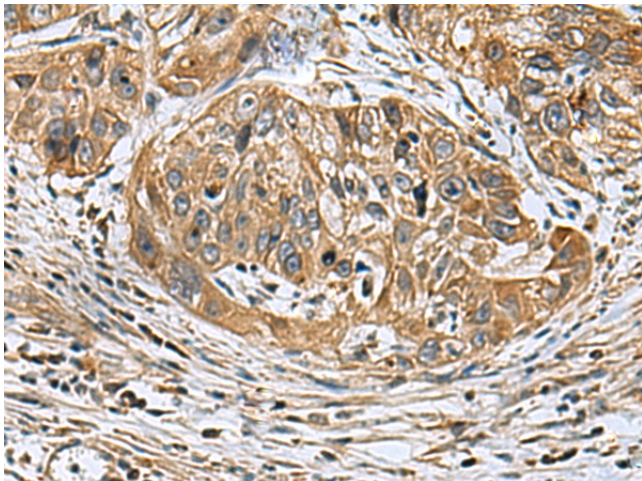
KIAA1970 (EARS2) Rabbit Polyclonal Antibody

Product data:

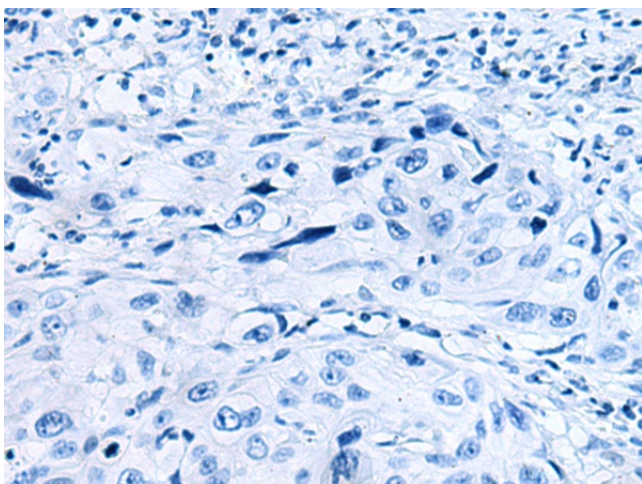
Product Type:	Primary Antibodies
Applications:	IHC
Recommended Dilution:	IHC: 50-100 Positive control: Human esophagus cancer Predicted cell location: Cytoplasm
Reactivity:	Human, Mouse
Host:	Rabbit
Isotype:	IgG
Clonality:	Polyclonal
Immunogen:	Synthetic peptide of human EARS2
Formulation:	pH7.4 PBS, 0.05% NaN ₃ , 40% Glycerol
Concentration:	lot specific
Purification:	Antigen affinity purification
Conjugation:	Unconjugated
Storage:	Store at -20°C.
Stability:	1 year
Gene Name:	glutamyl-tRNA synthetase 2, mitochondrial
Database Link:	Entrez Gene 124454 Human Q5JPH6
Background:	This gene encodes a member of the class I family of aminoacyl-tRNA synthetases. These enzymes play a critical role in protein biosynthesis by charging tRNAs with their cognate amino acids. This protein is encoded by the nuclear genome but is likely to be imported to the mitochondrion where it is thought to catalyze the ligation of glutamate to tRNA molecules. Mutations in this gene have been associated with combined oxidative phosphorylation deficiency 12 (COXPD12). Alternative splicing results in multiple transcript variants.
Synonyms:	GluRS; KIAA1970; MSE1



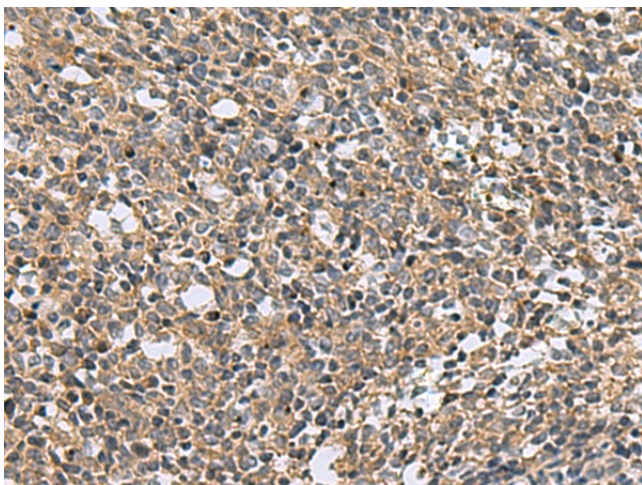
[View online »](#)

Product images:

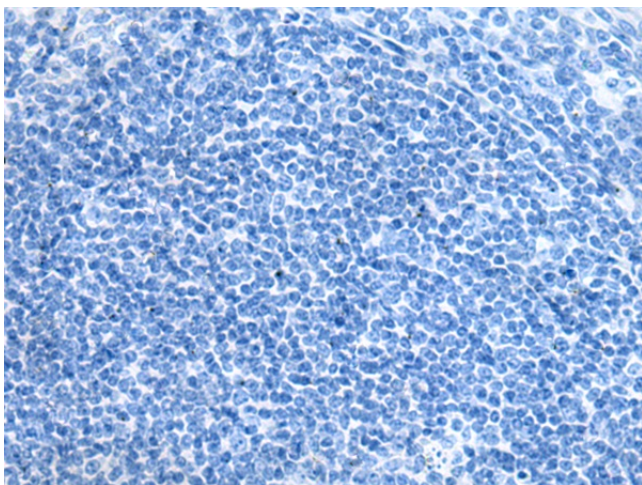
Immunohistochemistry of paraffin-embedded Human esophagus cancer tissue using TA368633 (EARS2 Antibody) at dilution 1/30 (Original magnification: $\times 200$)



Immunohistochemistry of paraffin-embedded Human esophagus cancer tissue using TA368633 (EARS2 Antibody) at dilution 1/30, treated with synthetic peptide. (Original magnification: $\times 200$)



Immunohistochemistry of paraffin-embedded Human tonsil tissue using TA368633 (EARS2 Antibody) at dilution 1/30 (Original magnification: ×200)



Immunohistochemistry of paraffin-embedded Human tonsil tissue using TA368633 (EARS2 Antibody) at dilution 1/30, treated with synthetic peptide. (Original magnification: ×200)