

Product datasheet for **TA368576S**

ITGB1BP3 (NMRK2) Rabbit Polyclonal Antibody

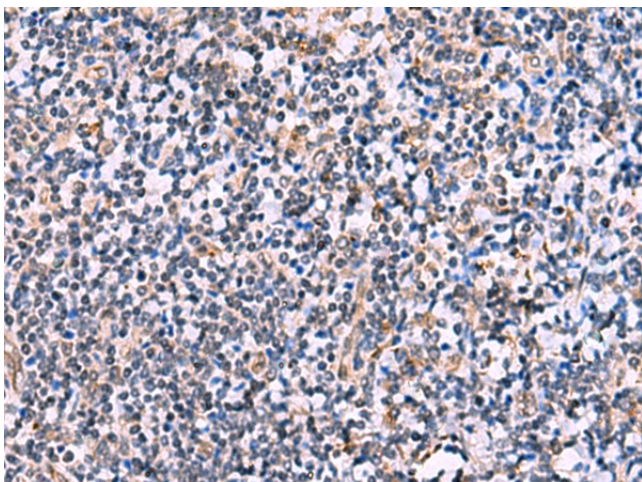
Product data:

Product Type:	Primary Antibodies
Applications:	IHC
Recommended Dilution:	IHC: 40-150 Positive control: Human tonsil Predicted cell location: Cytoplasm
Reactivity:	Human
Host:	Rabbit
Isotype:	IgG
Clonality:	Polyclonal
Immunogen:	Synthetic peptide of human NMRK2
Formulation:	pH7.4 PBS, 0.05% NaN ₃ , 40% Glycerol
Purification:	Antigen affinity purification
Conjugation:	Unconjugated
Storage:	Store at -20°C.
Stability:	1 year
Gene Name:	nicotinamide riboside kinase 2
Database Link:	Entrez Gene 27231 Human Q9NPI5
Background:	Catalyzes the phosphorylation of nicotinamide riboside (NR) and nicotinic acid riboside (NaR) to form nicotinamide mononucleotide (NMN) and nicotinic acid mononucleotide (NaMN). Reduces laminin matrix deposition and cell adhesion to laminin, but not to fibronectin. Involved in the regulation of PXN at the protein level and of PXN tyrosine phosphorylation. May play a role in the regulation of terminal myogenesis.
Synonyms:	2310015C21Rik; Itgb1bp3; Mibp

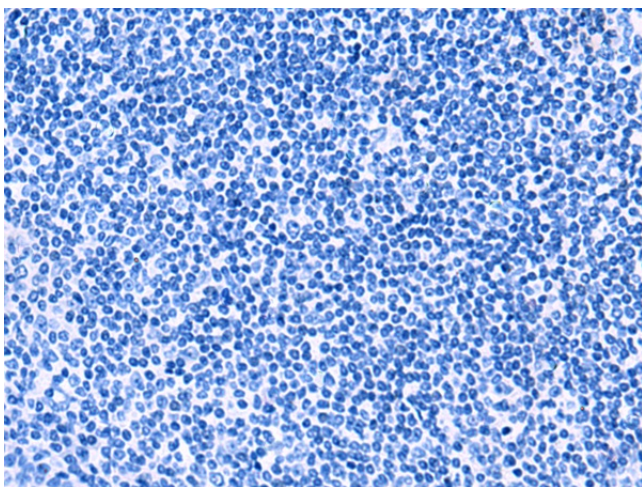


[View online »](#)

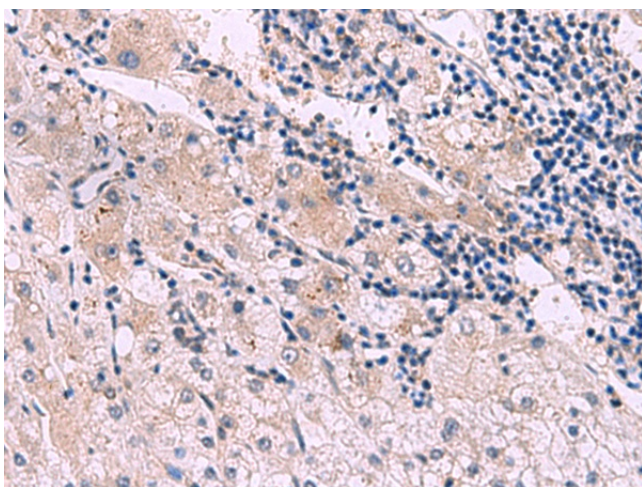
Product images:



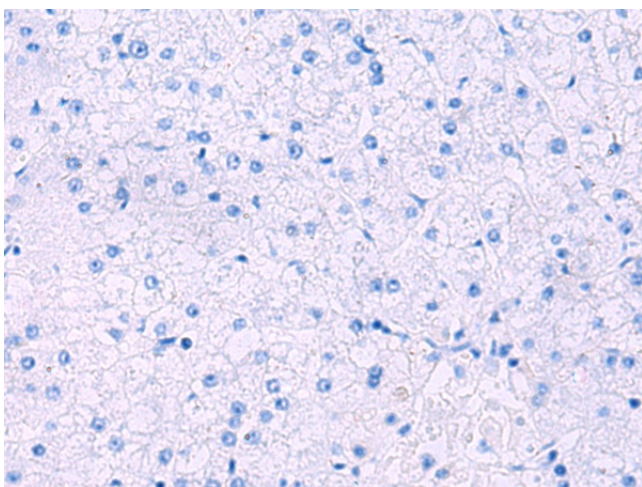
Immunohistochemistry of paraffin-embedded Human tonsil tissue using [TA368576] (NMRK2 Antibody) at dilution 1/55 (Original magnification: ×200)



Immunohistochemistry of paraffin-embedded Human tonsil tissue using [TA368576] (NMRK2 Antibody) at dilution 1/55, treated with synthetic peptide. (Original magnification: ×200)



Immunohistochemistry of paraffin-embedded Human liver cancer tissue using [TA368576] (NMRK2 Antibody) at dilution 1/55 (Original magnification: ×200)



Immunohistochemistry of paraffin-embedded Human liver cancer tissue using [TA368576] (NMRK2 Antibody) at dilution 1/55, treated with synthetic peptide. (Original magnification: ×200)