

Product datasheet for **TA368510S**

HNRNPAB (HNRNPAB) Rabbit Polyclonal Antibody

Product data:

Product Type:	Primary Antibodies
Applications:	IHC, WB
Recommended Dilution:	WB: 200-1000 WB positive control: Jurkat cell lysate IHC: 20-100 Positive control: Human esophagus cancer Predicted cell location: Nucleus
Reactivity:	Human, Mouse
Host:	Rabbit
Isotype:	IgG
Clonality:	Polyclonal
Immunogen:	Synthetic peptide of human HNRNPAB
Formulation:	pH7.4 PBS, 0.05% NaN ₃ , 40% Glycerol
Purification:	Antigen affinity purification
Conjugation:	Unconjugated
Storage:	Store at -20°C.
Stability:	1 year
Predicted Protein Size:	36 kDa
Gene Name:	heterogeneous nuclear ribonucleoprotein A/B
Database Link:	Entrez Gene 3182 Human Q99729



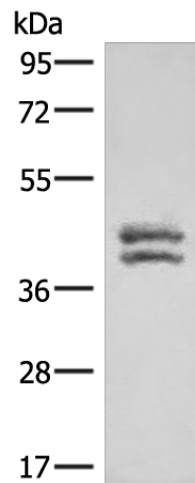
[View online »](#)

Background:

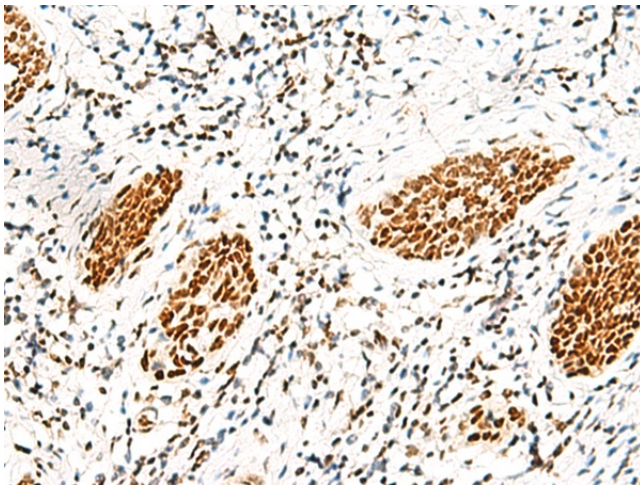
This gene belongs to the subfamily of ubiquitously expressed heterogeneous nuclear ribonucleoproteins (hnRNPs). The hnRNPs are produced by RNA polymerase II and are components of the heterogeneous nuclear RNA (hnRNA) complexes. They are associated with pre-mRNAs in the nucleus and appear to influence pre-mRNA processing and other aspects of mRNA metabolism and transport. While all of the hnRNPs are present in the nucleus, some seem to shuttle between the nucleus and the cytoplasm. The hnRNP proteins have distinct nucleic acid binding properties. The protein encoded by this gene, which binds to one of the components of the multiprotein editosome complex, has two repeats of quasi-RRM (RNA recognition motif) domains that bind to RNAs. Two alternatively spliced transcript variants encoding different isoforms have been described for this gene.

Synonyms:

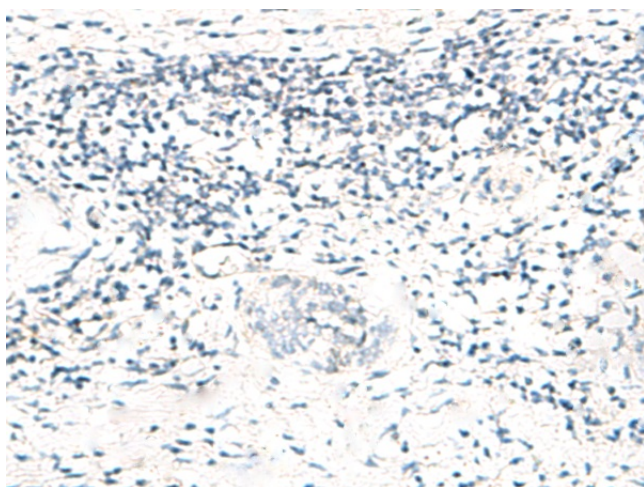
ABBP-1; ABBP1; FLJ40338; HNRPAB

Product images:

Gel: 8%SDS-PAGE
Lysate: 40 µg
Lane: Jurkat cell lysate
Primary antibody: [TA368510] (HNRNPAB Antibody) at dilution 1/250
Secondary antibody: Goat anti rabbit IgG at 1/8000 dilution
Exposure time: 5 seconds



Immunohistochemistry of paraffin-embedded Human esophagus cancer tissue using [TA368510] (HNRNPAB Antibody) at dilution 1/20 (Original magnification: ×200)



Immunohistochemistry of paraffin-embedded Human esophagus cancer tissue using [TA368510] (HNRNPAB Antibody) at dilution 1/20, treated with synthetic peptide. (Original magnification: $\times 200$)