

Product datasheet for **TA368505**

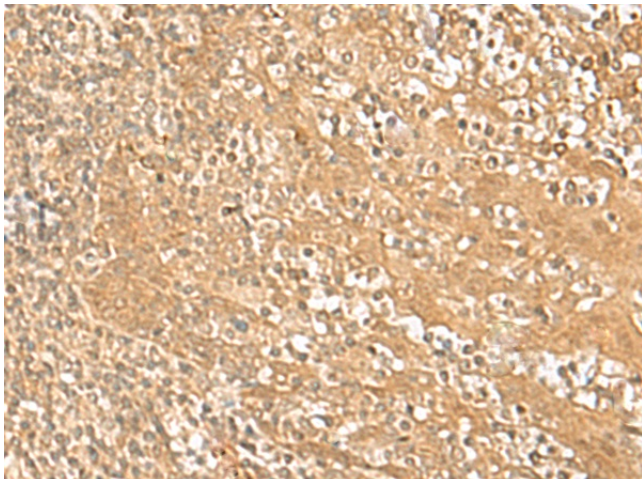
HMBOX1 Rabbit Polyclonal Antibody

Product data:

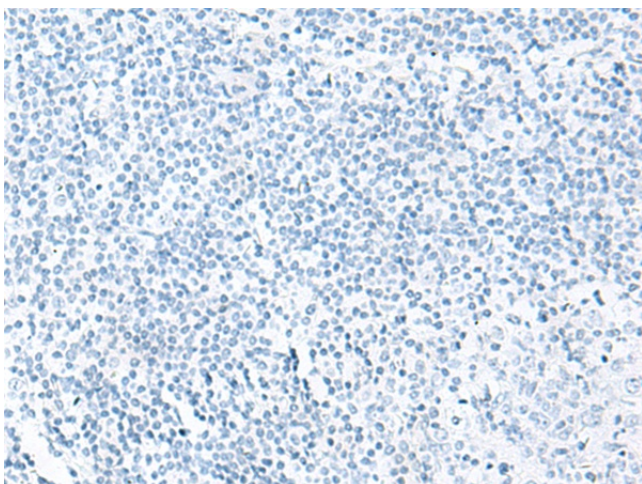
Product Type:	Primary Antibodies
Applications:	IHC
Recommended Dilution:	IHC: 30-150 Positive control: Human tonsil Predicted cell location: Nucleus and Cytoplasm
Reactivity:	Human, Mouse
Host:	Rabbit
Isotype:	IgG
Clonality:	Polyclonal
Immunogen:	Synthetic peptide of human HMBOX1
Formulation:	pH7.4 PBS, 0.05% NaN ₃ , 40% Glycerol
Concentration:	lot specific
Purification:	Antigen affinity purification
Conjugation:	Unconjugated
Storage:	Store at -20°C.
Stability:	1 year
Gene Name:	homeobox containing 1
Database Link:	Entrez Gene 79618 Human Q6NT76
Background:	Transcription factor. Isoform 1 acts as a transcriptional repressor. Isoform 4 has very low activity as a transcriptional repressor.
Synonyms:	FLJ21616; HNF1LA; OTTHUMP00000163064; PBHNF



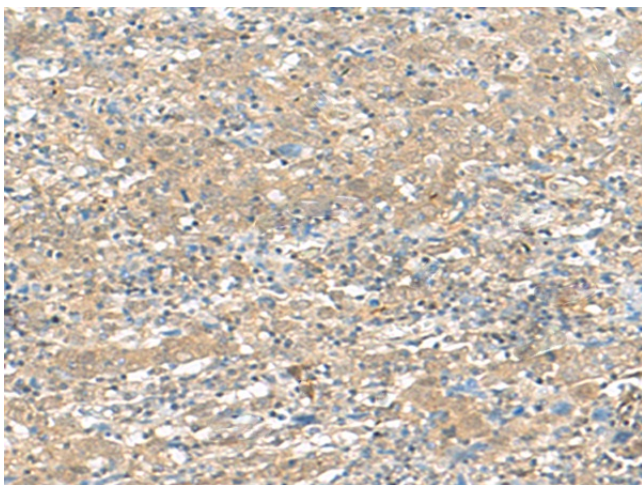
[View online »](#)

Product images:

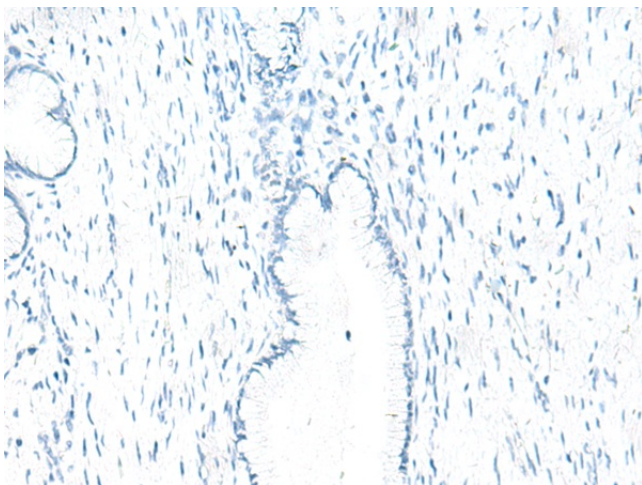
Immunohistochemistry of paraffin-embedded Human tonsil tissue using TA368505 (HMBOX1 Antibody) at dilution 1/30 (Original magnification: ×200)



Immunohistochemistry of paraffin-embedded Human tonsil tissue using TA368505 (HMBOX1 Antibody) at dilution 1/30, treated with synthetic peptide. (Original magnification: ×200)



Immunohistochemistry of paraffin-embedded Human cervical cancer tissue using TA368505 (HMBOX1 Antibody) at dilution 1/30 (Original magnification: $\times 200$)



Immunohistochemistry of paraffin-embedded Human cervical cancer tissue using TA368505 (HMBOX1 Antibody) at dilution 1/30, treated with synthetic peptide. (Original magnification: $\times 200$)