

Product datasheet for **TA368361**

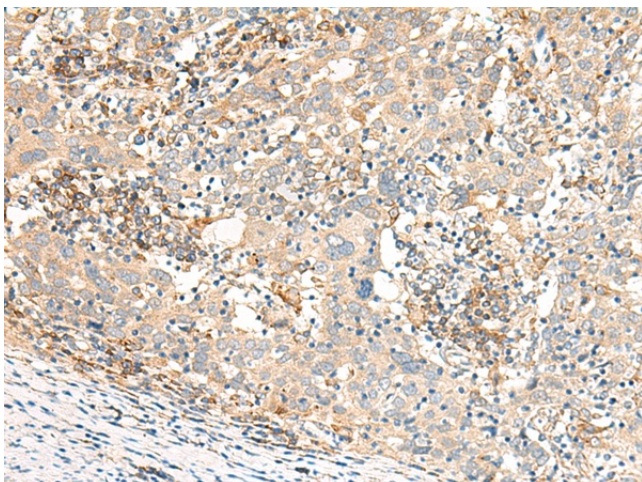
GBP4 Rabbit Polyclonal Antibody

Product data:

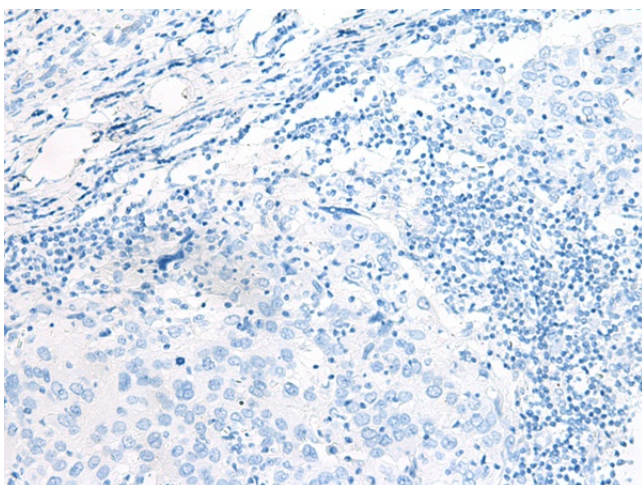
Product Type:	Primary Antibodies
Applications:	IHC
Recommended Dilution:	IHC: 30-150 Positive control: Human cervical cancer Predicted cell location: Cytoplasm
Reactivity:	Human
Host:	Rabbit
Isotype:	IgG
Clonality:	Polyclonal
Immunogen:	Synthetic peptide of human GBP4
Formulation:	pH7.4 PBS, 0.05% NaN ₃ , 40% Glycerol
Concentration:	lot specific
Purification:	Antigen affinity purification
Conjugation:	Unconjugated
Storage:	Store at -20°C.
Stability:	1 year
Gene Name:	guanylate binding protein 4
Database Link:	Entrez Gene 115361 Human Q96PP9
Background:	Guanylate-binding proteins, such as GBP4, are induced by interferon and hydrolyze GTP to both GDP and GMP (Vestal, 2005 [PubMed 16108726]). Plays a role in erythroid differentiation.
Synonyms:	GBP-4; Mpa2



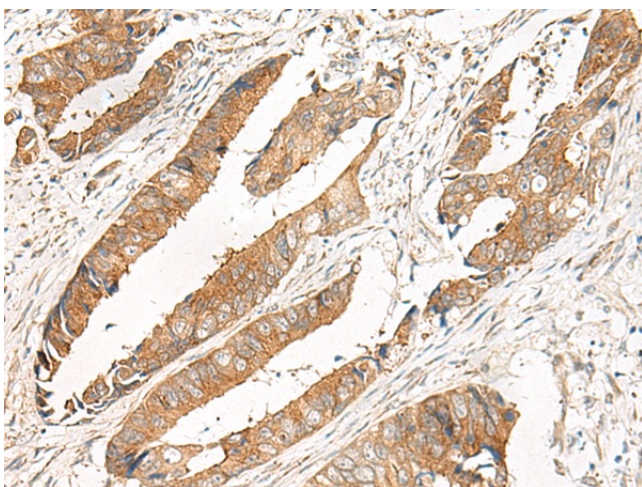
[View online »](#)

Product images:


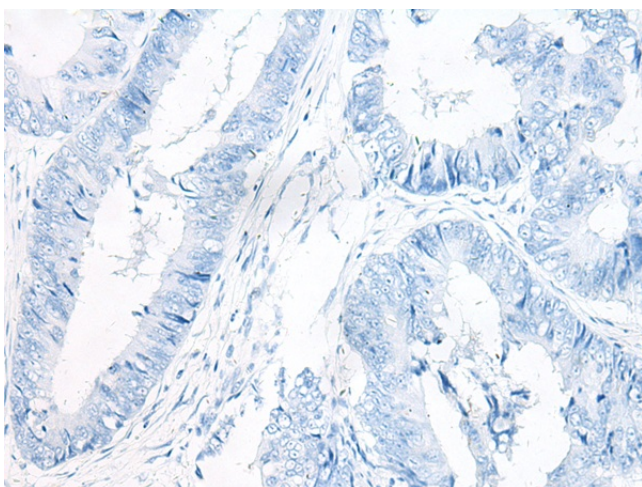
Immunohistochemistry of paraffin-embedded Human cervical cancer tissue using TA368361 (GBP4 Antibody) at dilution 1/30 (Original magnification: ×200)



Immunohistochemistry of paraffin-embedded Human cervical cancer tissue using TA368361 (GBP4 Antibody) at dilution 1/30, treated with synthetic peptide. (Original magnification: ×200)



Immunohistochemistry of paraffin-embedded Human colorectal cancer tissue using TA368361 (GBP4 Antibody) at dilution 1/30 (Original magnification: $\times 200$)



Immunohistochemistry of paraffin-embedded Human colorectal cancer tissue using TA368361 (GBP4 Antibody) at dilution 1/30, treated with synthetic peptide. (Original magnification: $\times 200$)