

Product datasheet for **TA368339**

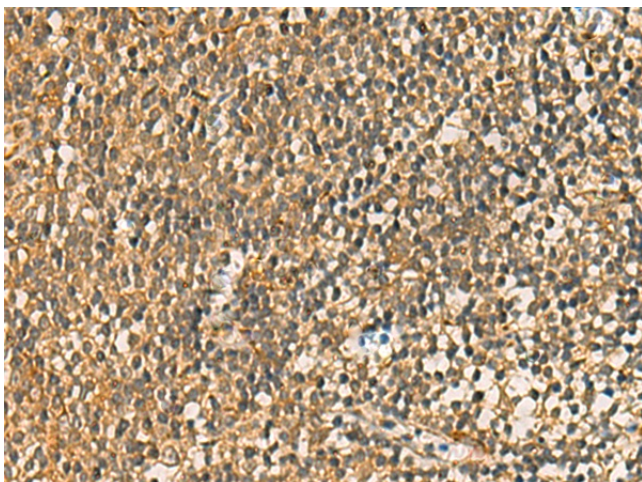
FP100 (FAAP100) Rabbit Polyclonal Antibody

Product data:

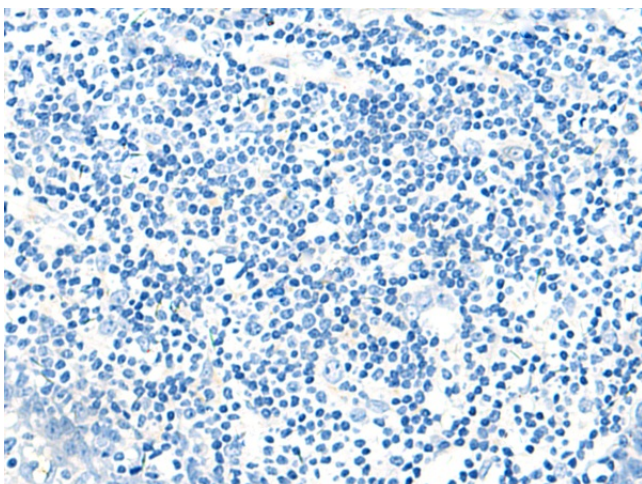
Product Type:	Primary Antibodies
Applications:	IHC
Recommended Dilution:	IHC: 50-200 Positive control: Human tonsil Predicted cell location: Cytoplasm
Reactivity:	Human
Host:	Rabbit
Isotype:	IgG
Clonality:	Polyclonal
Immunogen:	Synthetic peptide of human FAAP100
Formulation:	pH7.4 PBS, 0.05% NaN ₃ , 40% Glycerol
Concentration:	lot specific
Purification:	Antigen affinity purification
Conjugation:	Unconjugated
Storage:	Store at -20°C.
Stability:	1 year
Gene Name:	Fanconi anemia core complex associated protein 100
Database Link:	Entrez Gene 80233 Human Q0VG06
Background:	FAAP100 is a component of the Fanconi anemia (FA; MIM 277650) core complex and is required for core complex stability and FANCD2 (see MIM 227646) monoubiquitination (Ling et al., 2007 [PubMed 17396147]).



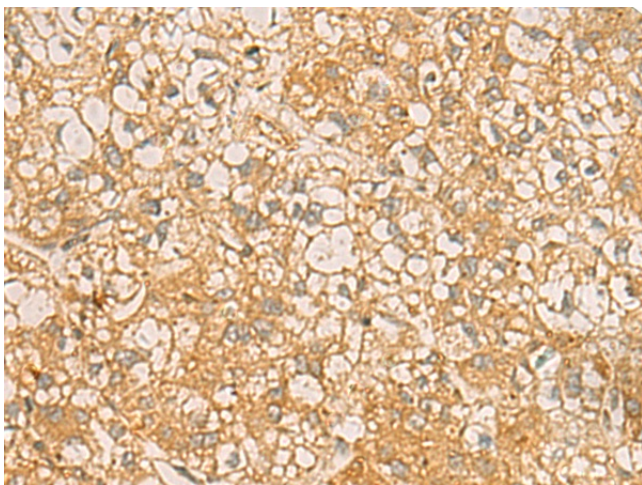
[View online »](#)

Product images:

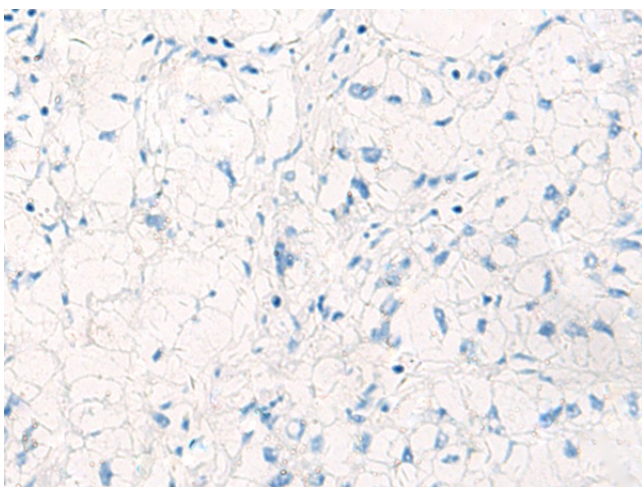
Immunohistochemistry of paraffin-embedded Human tonsil tissue using TA368339 (FAAP100 Antibody) at dilution 1/50 (Original magnification: ×200)



Immunohistochemistry of paraffin-embedded Human tonsil tissue using TA368339 (FAAP100 Antibody) at dilution 1/50, treated with synthetic peptide. (Original magnification: ×200)



Immunohistochemistry of paraffin-embedded Human liver cancer tissue using TA368339 (FAAP100 Antibody) at dilution 1/50 (Original magnification: $\times 200$)



Immunohistochemistry of paraffin-embedded Human liver cancer tissue using TA368339 (FAAP100 Antibody) at dilution 1/50, treated with synthetic peptide. (Original magnification: $\times 200$)