

Product datasheet for **TA368054**

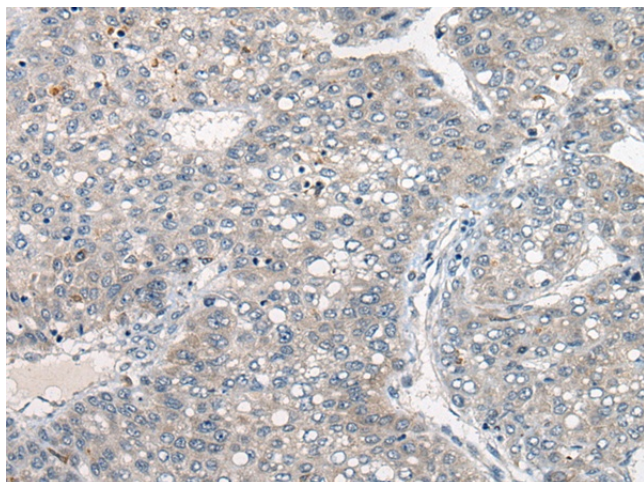
DGKI Rabbit Polyclonal Antibody

Product data:

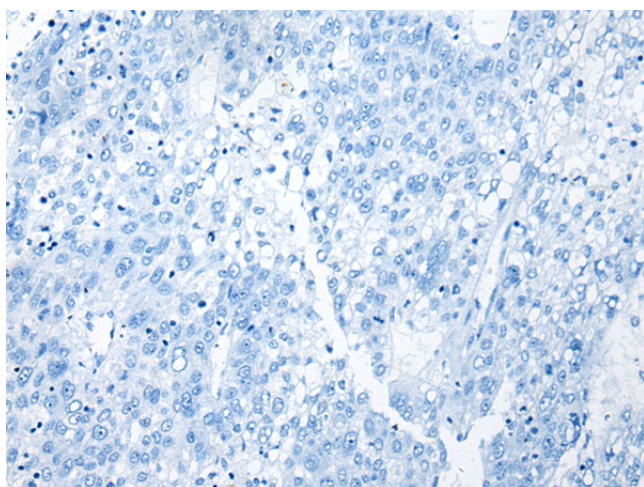
Product Type:	Primary Antibodies
Applications:	IHC
Recommended Dilution:	IHC: 50-300 Positive control: Human liver cancer Predicted cell location: Cytoplasm or Nucleus
Reactivity:	Human
Host:	Rabbit
Isotype:	IgG
Clonality:	Polyclonal
Immunogen:	Synthetic peptide of human DGKI
Formulation:	pH7.4 PBS, 0.05% NaN ₃ , 40% Glycerol
Concentration:	lot specific
Purification:	Antigen affinity purification
Conjugation:	Unconjugated
Storage:	Store at -20°C.
Stability:	1 year
Gene Name:	diacylglycerol kinase iota
Database Link:	Entrez Gene 9162 Human O75912
Background:	This gene is a member of the type IV diacylglycerol kinase subfamily. Diacylglycerol kinases regulate the intracellular concentration of diacylglycerol through its phosphorylation, producing phosphatidic acid. The specific role of the enzyme encoded by this gene is undetermined, however, it may play a crucial role in the production of phosphatidic acid in the retina or in recessive forms of retinal degeneration.
Synonyms:	DGK-IOTA



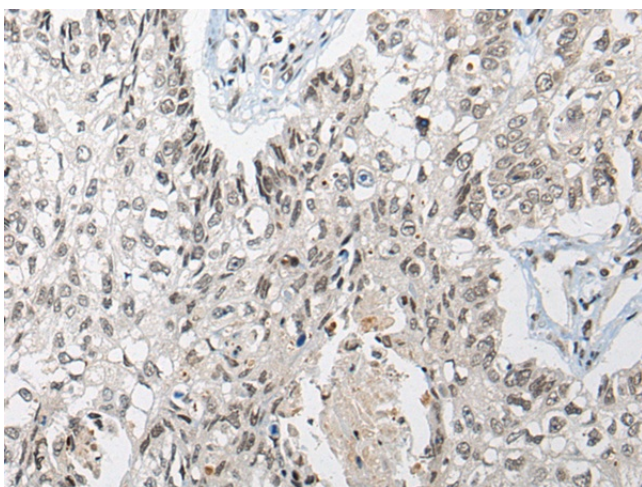
[View online »](#)

Product images:

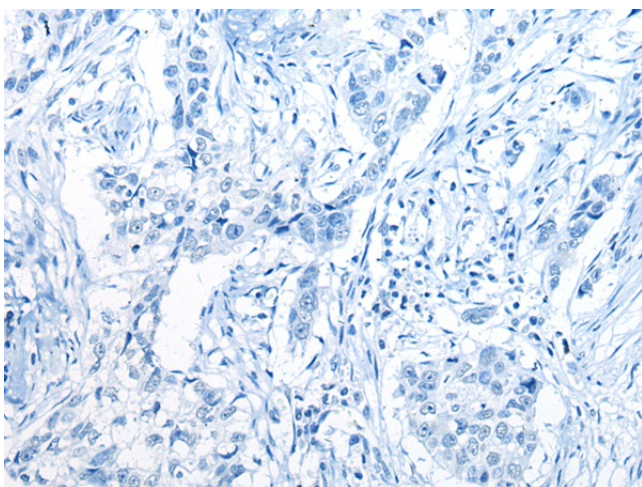
Immunohistochemistry of paraffin-embedded Human liver cancer tissue using TA368054 (DGKI Antibody) at dilution 1/80 (Original magnification: ×200)



Immunohistochemistry of paraffin-embedded Human liver cancer tissue using TA368054 (DGKI Antibody) at dilution 1/80, treated with synthetic peptide. (Original magnification: ×200)



Immunohistochemistry of paraffin-embedded Human lung cancer tissue using TA368054 (DGKI Antibody) at dilution 1/80 (Original magnification: $\times 200$)



Immunohistochemistry of paraffin-embedded Human lung cancer tissue using TA368054 (DGKI Antibody) at dilution 1/80, treated with synthetic peptide. (Original magnification: $\times 200$)