

Product datasheet for **TA367828S**

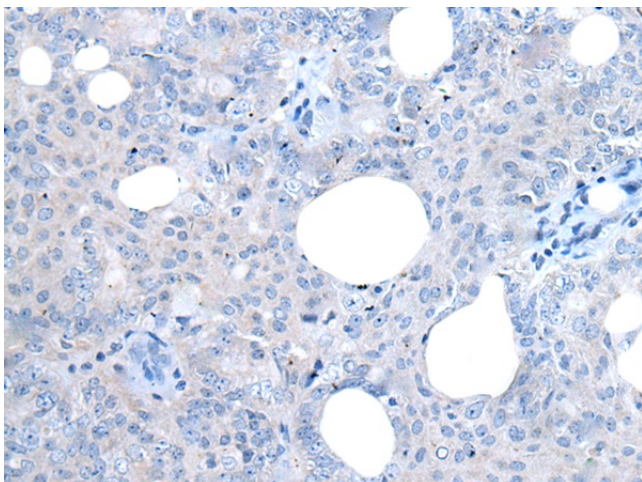
UCK2 Rabbit Polyclonal Antibody

Product data:

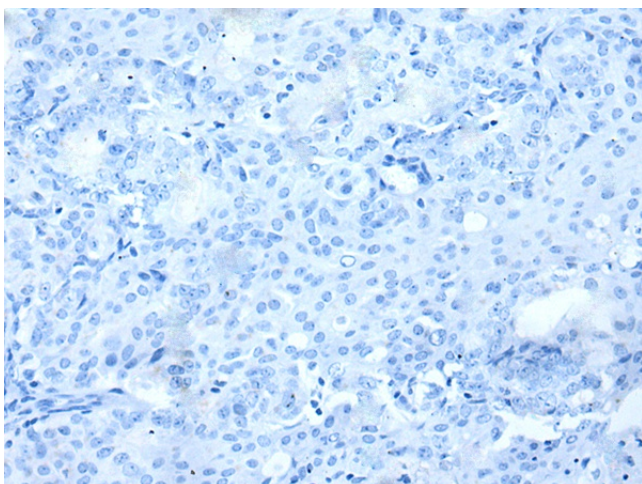
Product Type:	Primary Antibodies
Applications:	IHC
Recommended Dilution:	IHC: 10-50 Positive control: Human ovarian cancer Predicted cell location: Cytoplasm
Reactivity:	Human, Mouse, Rat
Host:	Rabbit
Isotype:	IgG
Clonality:	Polyclonal
Immunogen:	Synthetic peptide of human UCK2
Formulation:	pH7.4 PBS, 0.05% NaN ₃ , 40% Glycerol
Purification:	Antigen affinity purification
Conjugation:	Unconjugated
Storage:	Store at -20°C.
Stability:	1 year
Gene Name:	uridine-cytidine kinase 2
Database Link:	Entrez Gene 7371 Human Q9BZX2
Background:	This gene encodes a pyrimidine ribonucleoside kinase. The encoded protein (EC 2.7.1.48) catalyzes phosphorylation of uridine and cytidine to uridine monophosphate (UMP) and cytidine monophosphate (CMP), respectively.
Synonyms:	TSA903; UK; UMPK



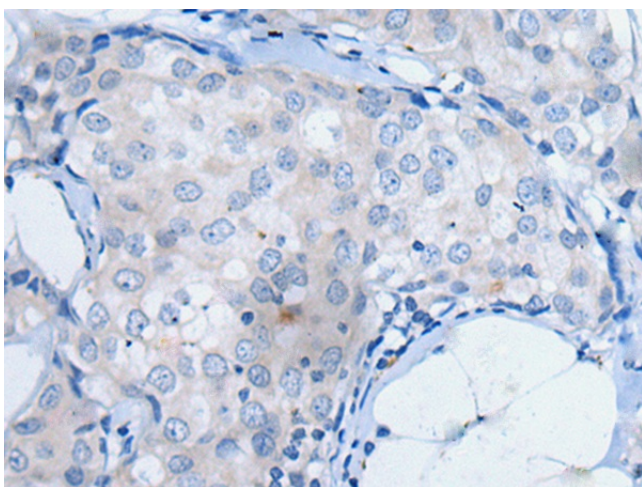
[View online »](#)

Product images:

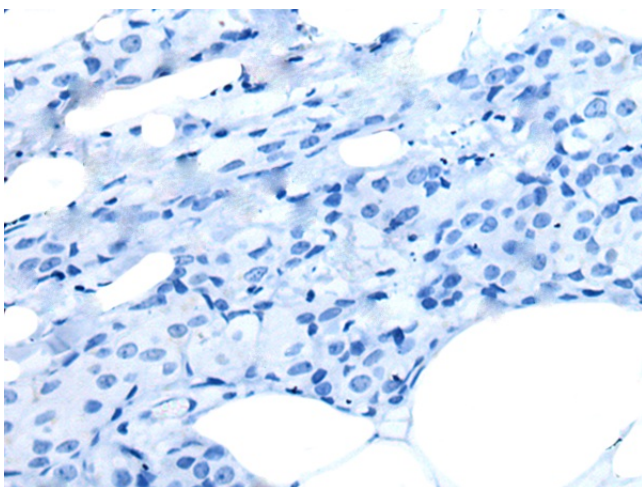
Immunohistochemistry of paraffin-embedded Human ovarian cancer tissue using [TA367828] (UCK2 Antibody) at dilution 1/25 (Original magnification: x200)



Immunohistochemistry of paraffin-embedded Human ovarian cancer tissue using [TA367828] (UCK2 Antibody) at dilution 1/25, treated with synthetic peptide. (Original magnification: x200)



Immunohistochemistry of paraffin-embedded Human breast cancer tissue using [TA367828] (UCK2 Antibody) at dilution 1/25 (Original magnification: $\times 200$)



Immunohistochemistry of paraffin-embedded Human breast cancer tissue using [TA367828] (UCK2 Antibody) at dilution 1/25, treated with synthetic peptide. (Original magnification: $\times 200$)