

Product datasheet for **TA367767S**

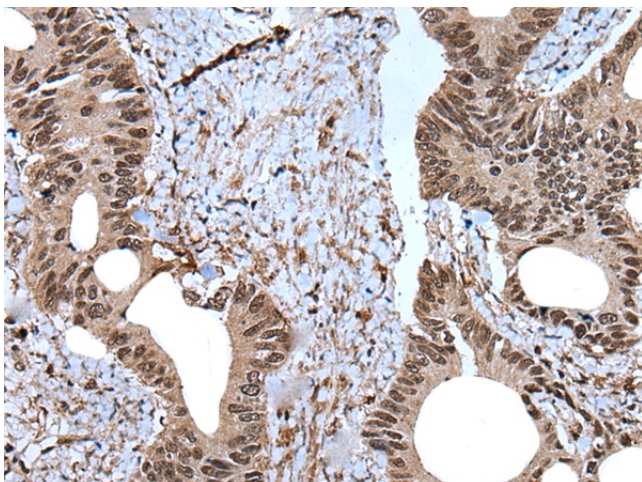
ZNF787 Rabbit Polyclonal Antibody

Product data:

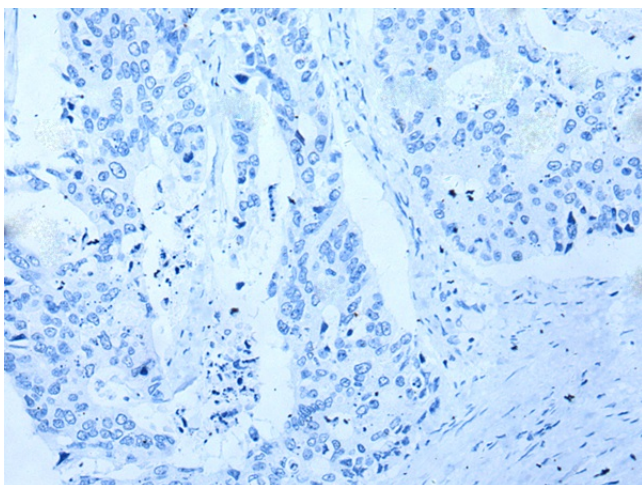
Product Type:	Primary Antibodies
Applications:	IHC
Recommended Dilution:	IHC: 30-150 Positive control: Human colorectal cancer Predicted cell location: Nucleus
Reactivity:	Human, Mouse
Host:	Rabbit
Isotype:	IgG
Clonality:	Polyclonal
Immunogen:	Synthetic peptide of human ZNF787
Formulation:	pH7.4 PBS, 0.05% NaN ₃ , 40% Glycerol
Purification:	Antigen affinity purification
Conjugation:	Unconjugated
Storage:	Store at -20°C.
Stability:	1 year
Gene Name:	zinc finger protein 787
Database Link:	Entrez Gene 126208 Human Q6DD87
Background:	May be involved in transcriptional regulation.
Synonyms:	TIP20



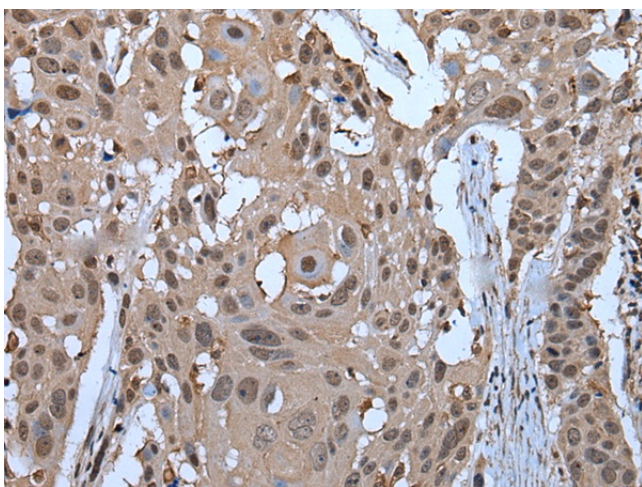
[View online »](#)

Product images:


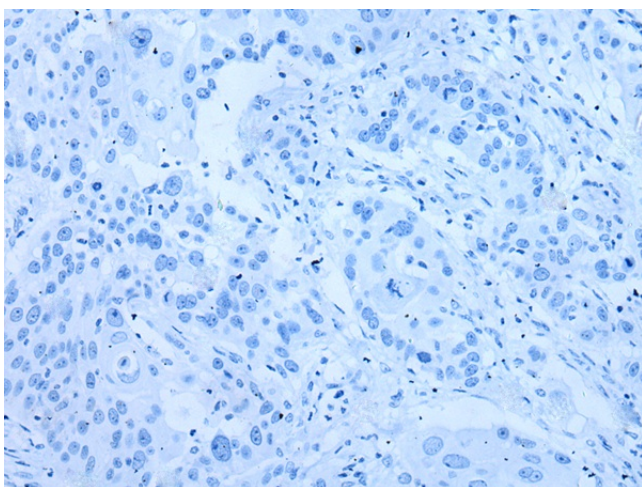
Immunohistochemistry of paraffin-embedded Human colorectal cancer tissue using [TA367767] (ZNF787 Antibody) at dilution 1/45 (Original magnification: ×200)



Immunohistochemistry of paraffin-embedded Human colorectal cancer tissue using [TA367767] (ZNF787 Antibody) at dilution 1/45, treated with synthetic peptide. (Original magnification: ×200)



Immunohistochemistry of paraffin-embedded Human esophagus cancer tissue using [TA367767] (ZNF787 Antibody) at dilution 1/45 (Original magnification: $\times 200$)



Immunohistochemistry of paraffin-embedded Human esophagus cancer tissue using [TA367767] (ZNF787 Antibody) at dilution 1/45, treated with synthetic peptide. (Original magnification: $\times 200$)