

Product datasheet for **TA367463**

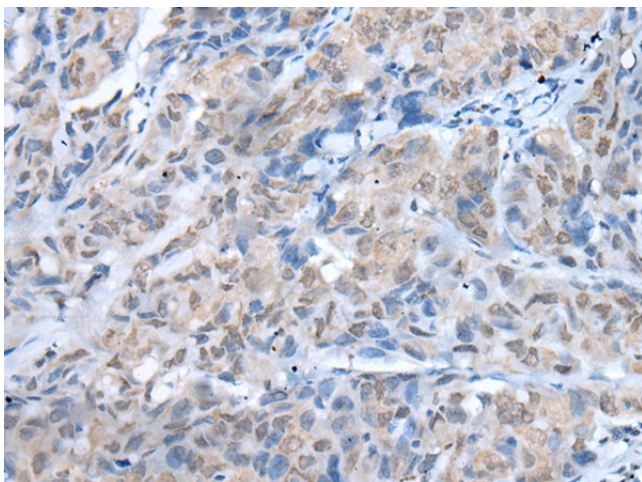
TMEM97 Rabbit Polyclonal Antibody

Product data:

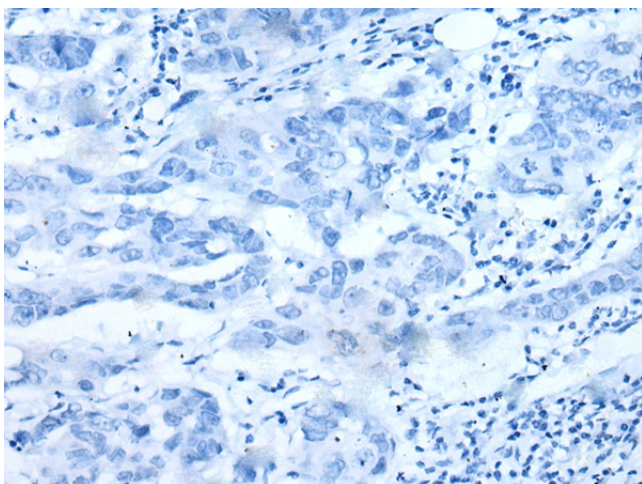
Product Type:	Primary Antibodies
Applications:	IHC
Recommended Dilution:	IHC: 25-100 Positive control: Human breast cancer Predicted cell location: Nucleus and Cell membrane
Reactivity:	Human, Mouse, Rat
Host:	Rabbit
Isotype:	IgG
Clonality:	Polyclonal
Immunogen:	Synthetic peptide of human TMEM97
Formulation:	pH7.4 PBS, 0.05% NaN ₃ , 40% Glycerol
Concentration:	lot specific
Purification:	Antigen affinity purification
Conjugation:	Unconjugated
Storage:	Store at -20°C.
Stability:	1 year
Gene Name:	transmembrane protein 97
Database Link:	Entrez Gene 27346 Human Q5BJF2
Background:	TMEM97 is a conserved integral membrane protein that plays a role in controlling cellular cholesterol levels (Bartz et al., 2009 [PubMed 19583955]).
Synonyms:	MAC30



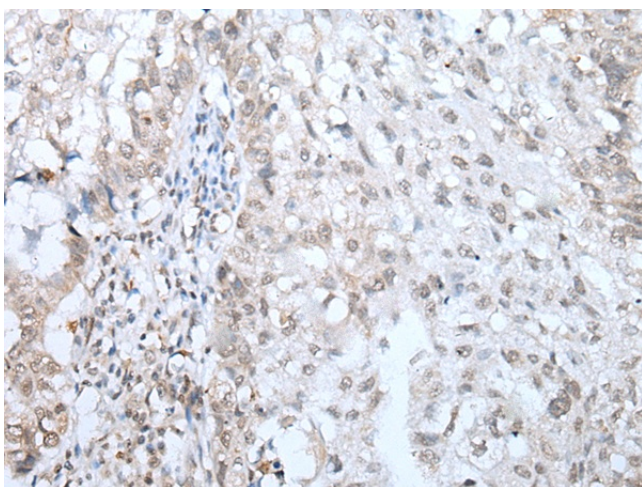
[View online »](#)

Product images:

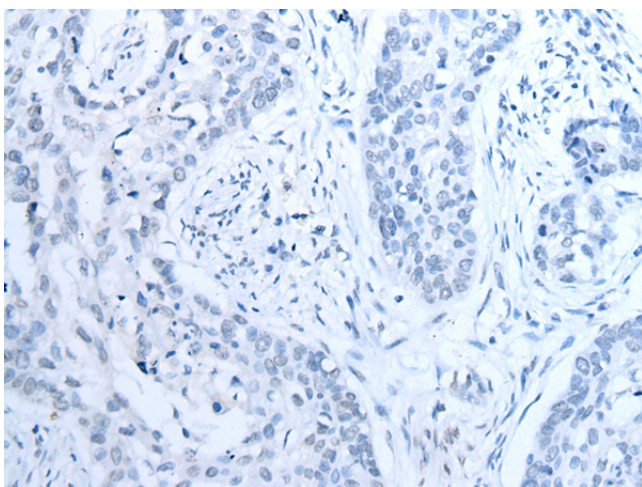
Immunohistochemistry of paraffin-embedded Human breast cancer tissue using TA367463 (TMEM97 Antibody) at dilution 1/30 (Original magnification: $\times 200$)



Immunohistochemistry of paraffin-embedded Human breast cancer tissue using TA367463 (TMEM97 Antibody) at dilution 1/30, treated with synthetic peptide. (Original magnification: $\times 200$)



Immunohistochemistry of paraffin-embedded Human lung cancer tissue using TA367463 (TMEM97 Antibody) at dilution 1/30 (Original magnification: $\times 200$)



Immunohistochemistry of paraffin-embedded Human lung cancer tissue using TA367463 (TMEM97 Antibody) at dilution 1/30, treated with synthetic peptide. (Original magnification: $\times 200$)