

Product datasheet for **TA367386**

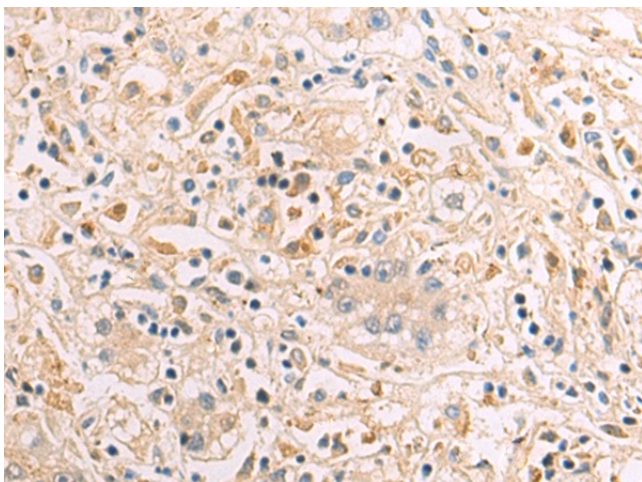
XKR4 Rabbit Polyclonal Antibody

Product data:

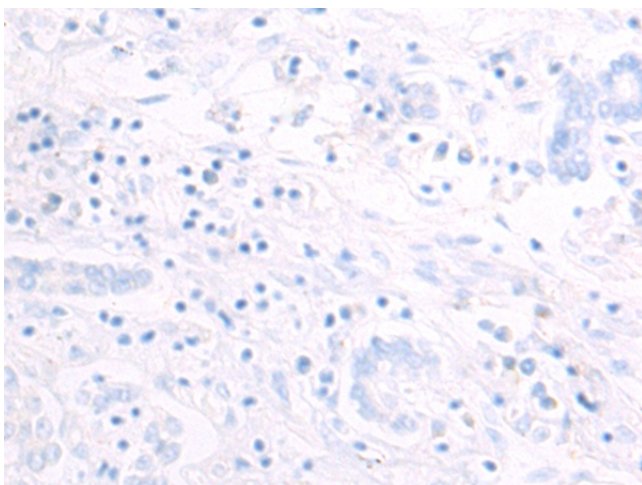
Product Type:	Primary Antibodies
Applications:	IHC
Recommended Dilution:	IHC: 50-200 Positive control: Human liver cancer Predicted cell location: Cytoplasm
Reactivity:	Human, Mouse, Rat
Host:	Rabbit
Isotype:	IgG
Clonality:	Polyclonal
Immunogen:	Synthetic peptide of human XKR4
Formulation:	pH7.4 PBS, 0.05% NaN ₃ , 40% Glycerol
Concentration:	lot specific
Purification:	Antigen affinity purification
Conjugation:	Unconjugated
Storage:	Store at -20°C.
Stability:	1 year
Gene Name:	XK related 4
Database Link:	Entrez Gene 114786 Human Q5GH76
Background:	XKR4 (XK-related protein 4) is a 650 amino acid multi-pass membrane protein that likely is a component of the XK/Kell complex of the Kell blood group system. The gene encoding XKR4 maps to human chromosome 8, which is made up of nearly 146 million bases and encodes about 800 genes. Single nucleotide polymorphisms (SNPs) of the XKR4 gene are associated with iloperidone efficacy, a antipsychotic drug that is used to treat schizophrenic patients.
Synonyms:	KIAA1889; XRG4



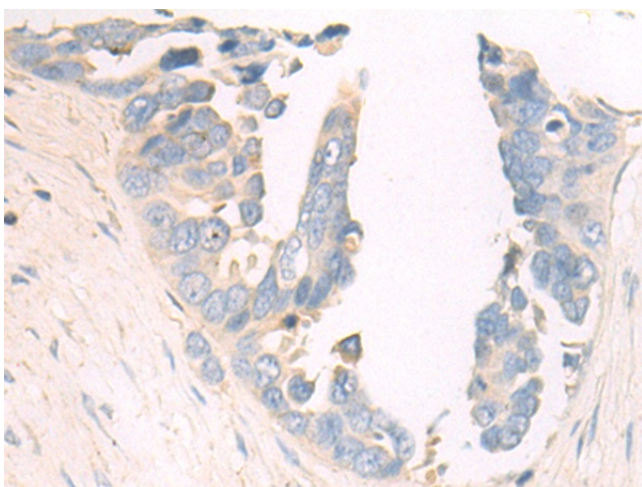
[View online »](#)

Product images:

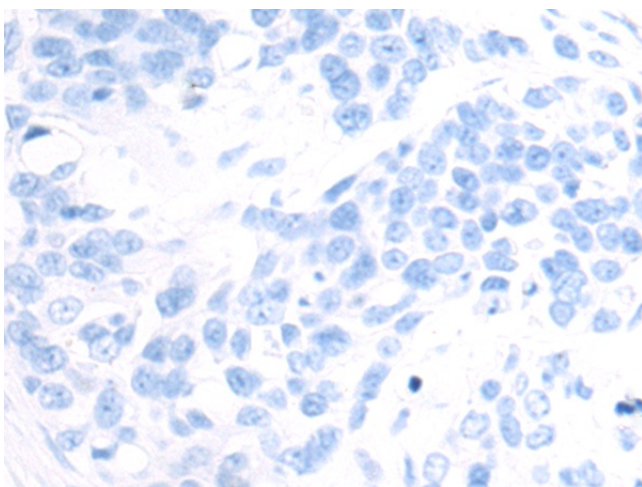
Immunohistochemistry of paraffin-embedded Human liver cancer tissue using TA367386 (XKR4 Antibody) at dilution 1/50 (Original magnification: ×200)



Immunohistochemistry of paraffin-embedded Human liver cancer tissue using TA367386 (XKR4 Antibody) at dilution 1/50, treated with synthetic peptide. (Original magnification: ×200)



Immunohistochemistry of paraffin-embedded Human colorectal cancer tissue using TA367386 (XKR4 Antibody) at dilution 1/50 (Original magnification: $\times 200$)



Immunohistochemistry of paraffin-embedded Human colorectal cancer tissue using TA367386 (XKR4 Antibody) at dilution 1/50, treated with synthetic peptide. (Original magnification: $\times 200$)