

Product datasheet for **TA367344S**

UBTD2 Rabbit Polyclonal Antibody

Product data:

Product Type:	Primary Antibodies
Applications:	IHC
Recommended Dilution:	IHC: 30-150 Positive control: Human liver cancer Predicted cell location: Cytoplasm
Reactivity:	Human, Mouse
Host:	Rabbit
Isotype:	IgG
Clonality:	Polyclonal
Immunogen:	Synthetic peptide of human UBTD2
Formulation:	pH7.4 PBS, 0.05% NaN ₃ , 40% Glycerol
Purification:	Antigen affinity purification
Conjugation:	Unconjugated
Storage:	Store at -20°C.
Stability:	1 year
Gene Name:	ubiquitin domain containing 2
Database Link:	Entrez Gene 92181 Human Q8WUN7

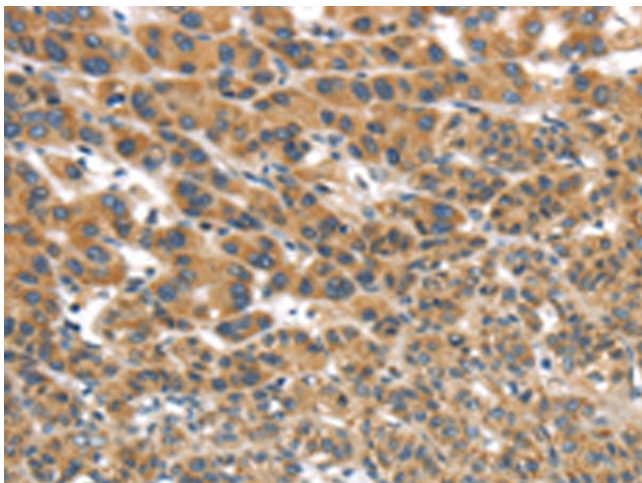
Background: UBTD2 (ubiquitin domain containing 2), also known as DCUBP (dendritic cell-derived ubiquitin-like protein), DC-UbP or SB72, is a 234 amino acid cytoplasmic and mitochondrial ubiquitin-like (UbL) protein that contains one C-terminal UbL domain. UbL proteins are involved in a variety of cellular processes, including DNA repair, protein sorting, apoptosis, protein degradation, cell division and autophagy. Predominantly expressed in dendritic cells and detected at high levels in tumor cell lines, UBTD2 has been implicated in apoptosis, cellular differentiation and tumorigenesis. The UbL domain of UBTD2 is 55% similar and 28.6% identical to the amino acid sequence of ubiquitin, but it lacks the Gly-Gly motif that is essential for ubiquitination. As its UbL domain does not actively ubiquitinate proteins, UBTD2 is believed to function as a shuttle factor involved in the ubiquitin system.



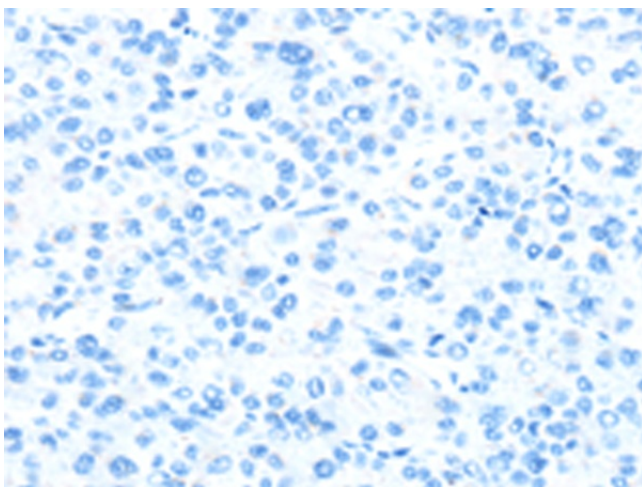
[View online »](#)

Synonyms: DC-UbP; DCUBP; MGC30022

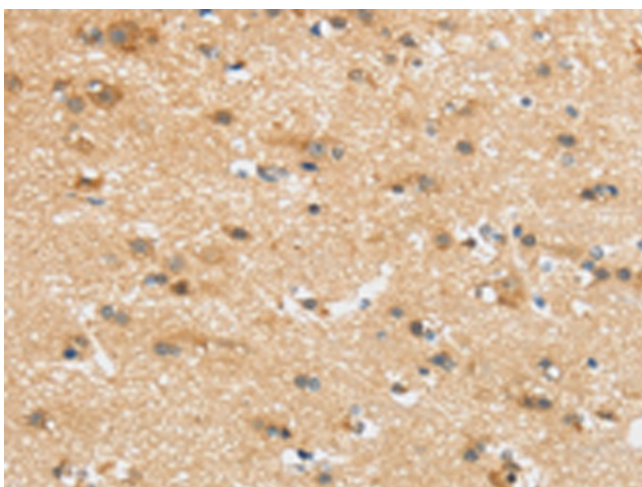
Product images:



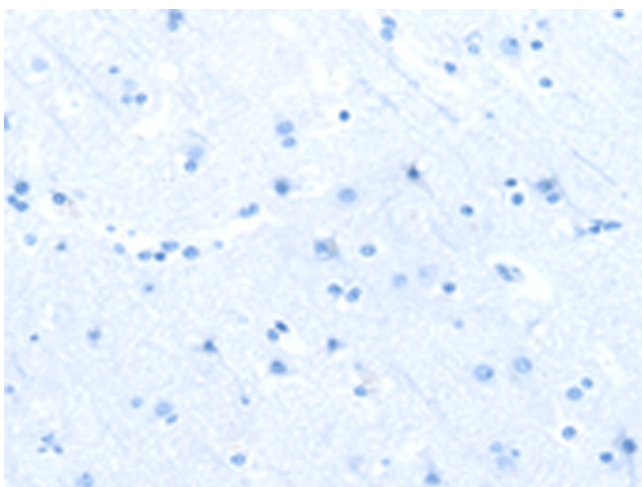
Immunohistochemistry of paraffin-embedded Human liver cancer tissue using [TA367344] (UBTD2 Antibody) at dilution 1/35 (Original magnification: ×200)



Immunohistochemistry of paraffin-embedded Human liver cancer tissue using [TA367344] (UBTD2 Antibody) at dilution 1/35, treated with synthetic peptide. (Original magnification: ×200)



Immunohistochemistry of paraffin-embedded Human brain tissue using [TA367344] (UBTD2 Antibody) at dilution 1/35 (Original magnification: ×200)



Immunohistochemistry of paraffin-embedded Human brain tissue using [TA367344] (UBTD2 Antibody) at dilution 1/35, treated with synthetic peptide. (Original magnification: ×200)