

Product datasheet for **TA367200S**

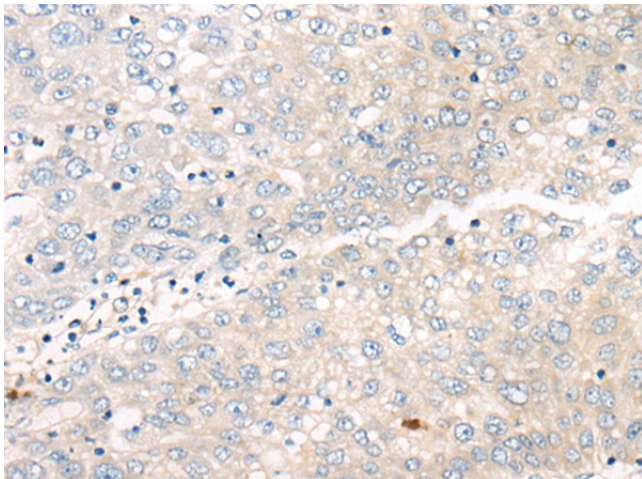
PNPO Rabbit Polyclonal Antibody

Product data:

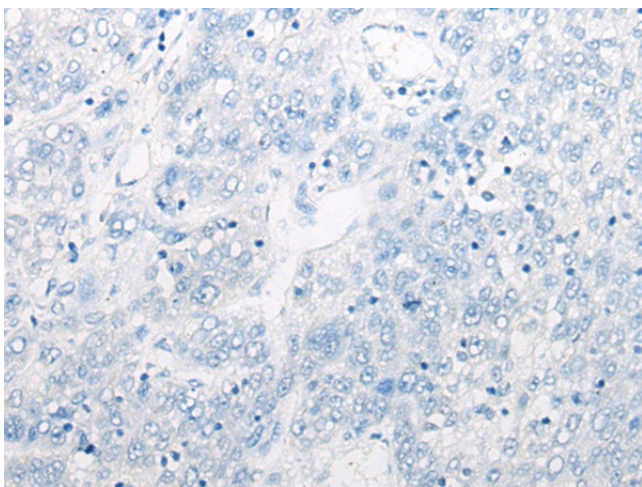
Product Type:	Primary Antibodies
Applications:	IHC
Recommended Dilution:	IHC: 20-100 Positive control: Human liver cancer Predicted cell location: Cytoplasm or Nucleus
Reactivity:	Human, Mouse, Rat
Host:	Rabbit
Isotype:	IgG
Clonality:	Polyclonal
Immunogen:	Synthetic peptide of human PNPO
Formulation:	pH7.4 PBS, 0.05% NaN ₃ , 40% Glycerol
Purification:	Antigen affinity purification
Conjugation:	Unconjugated
Storage:	Store at -20°C.
Stability:	1 year
Gene Name:	pyridoxamine 5'-phosphate oxidase
Database Link:	Entrez Gene 55163 Human Q9NVS9
Background:	The enzyme encoded by this gene catalyzes the terminal, rate-limiting step in the synthesis of pyridoxal 5'-phosphate, also known as vitamin B6. Vitamin B6 is a required co-factor for enzymes involved in both homocysteine metabolism and synthesis of neurotransmitters such as catecholamine. Mutations in this gene result in pyridoxamine 5'-phosphate oxidase (PNPO) deficiency, a form of neonatal epileptic encephalopathy.
Synonyms:	FLJ10535; PDXPO



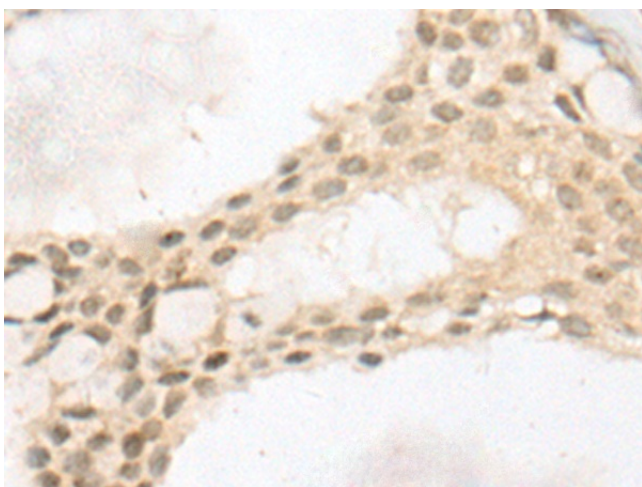
[View online »](#)

Product images:

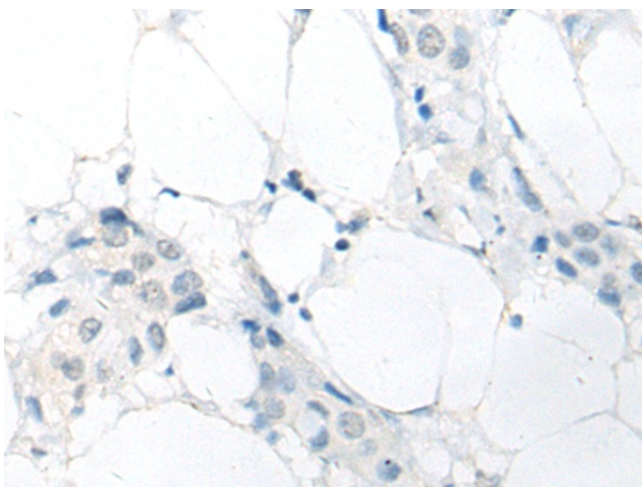
Immunohistochemistry of paraffin-embedded Human liver cancer tissue using [TA367200] (PNPO Antibody) at dilution 1/25 (Original magnification: ×200)



Immunohistochemistry of paraffin-embedded Human liver cancer tissue using [TA367200] (PNPO Antibody) at dilution 1/25, treated with synthetic peptide. (Original magnification: ×200)



Immunohistochemistry of paraffin-embedded Human breast cancer tissue using [TA367200] (PNPO Antibody) at dilution 1/25 (Original magnification: $\times 200$)



Immunohistochemistry of paraffin-embedded Human breast cancer tissue using [TA367200] (PNPO Antibody) at dilution 1/25, treated with synthetic peptide. (Original magnification: $\times 200$)