

Product datasheet for **TA367145S**

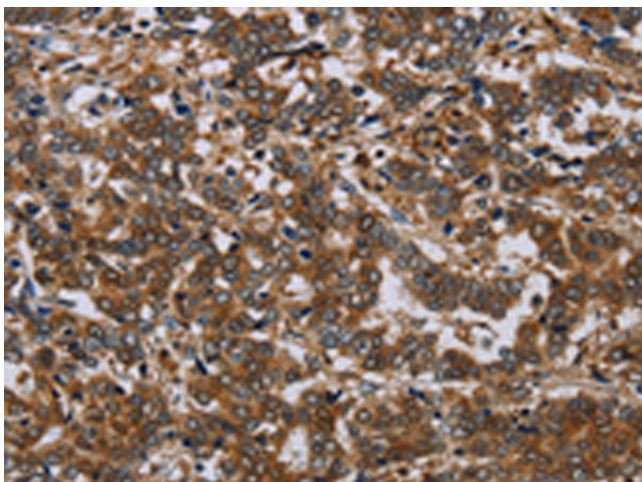
NCKAP1 Rabbit Polyclonal Antibody

Product data:

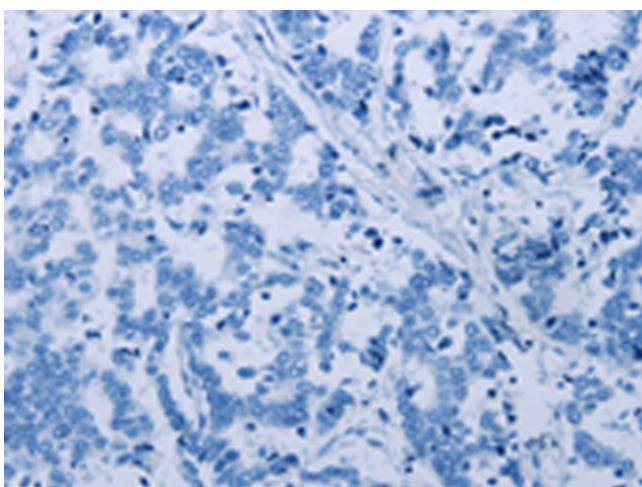
Product Type:	Primary Antibodies
Applications:	IHC
Recommended Dilution:	IHC: 25-100 Positive control: Human liver cancer Predicted cell location: Cytoplasm
Reactivity:	Human, Mouse, Rat
Host:	Rabbit
Isotype:	IgG
Clonality:	Polyclonal
Immunogen:	Synthetic peptide of human NCKAP1
Formulation:	pH7.4 PBS, 0.05% NaN ₃ , 40% Glycerol
Purification:	Antigen affinity purification
Conjugation:	Unconjugated
Storage:	Store at -20°C.
Stability:	1 year
Gene Name:	NCK associated protein 1
Database Link:	Entrez Gene 10787 Human Q9Y2A7
Background:	NAP125, also known as NCKAP1 (NCK-associated protein 1), p125Nap1 or membrane-associated protein HEM-2, is a 1,128 amino acid single pass membrane protein that exists as two alternatively spliced isoforms and belongs to the HEM-1/HEM-2 family. While widely expressed, NAP125 is found at highest levels in heart, brain and skeletal muscle where it regulates Rac-dependent actin remodeling as part of a lamellipodial complex with WAVE2, Abi-1 and CYFIP1. NAP125 localizes to the cytoplasmic side of lamellipodium membrane and is encoded by a gene that maps to human chromosome 2q32.1 and mouse chromosome 2 C3. NAP125 expression is markedly reduced in Alzheimer disease (AD)-affected brains, suggesting a possible role in the disease.
Synonyms:	FLJ11291; HEM2; KIAA0587; MGC8981; NAP1; NAP125; p125Nap1



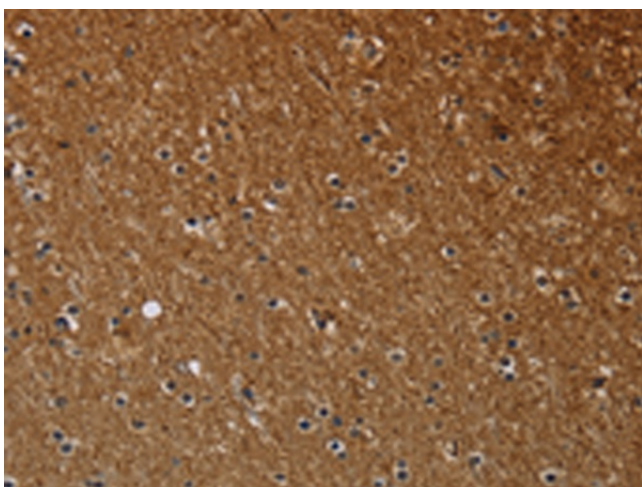
[View online »](#)

Product images:

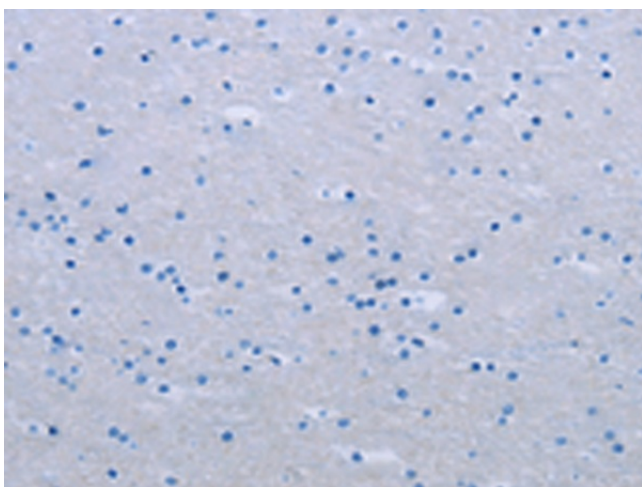
Immunohistochemistry of paraffin-embedded Human liver cancer tissue using [TA367145] (NCKAP1 Antibody) at dilution 1/30 (Original magnification: $\times 200$)



Immunohistochemistry of paraffin-embedded Human liver cancer tissue using [TA367145] (NCKAP1 Antibody) at dilution 1/30, treated with synthetic peptide. (Original magnification: $\times 200$)



Immunohistochemistry of paraffin-embedded Human brain tissue using [TA367145] (NCKAP1 Antibody) at dilution 1/30 (Original magnification: ×200)



Immunohistochemistry of paraffin-embedded Human brain tissue using [TA367145] (NCKAP1 Antibody) at dilution 1/30, treated with synthetic peptide. (Original magnification: ×200)