

Product datasheet for **TA367139S**

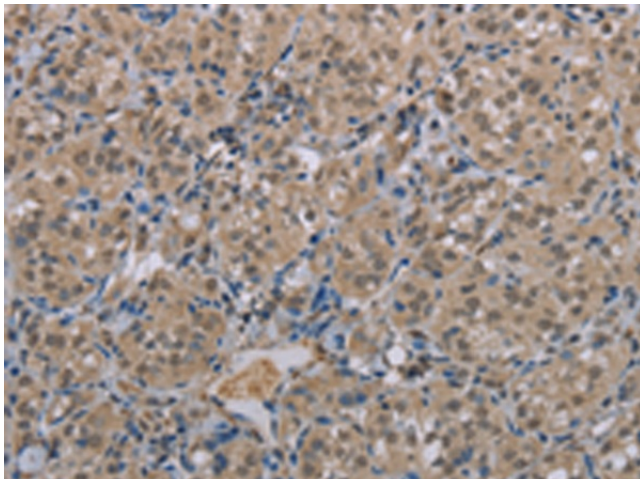
Monoacylglycerol Lipase (MGLL) Rabbit Polyclonal Antibody

Product data:

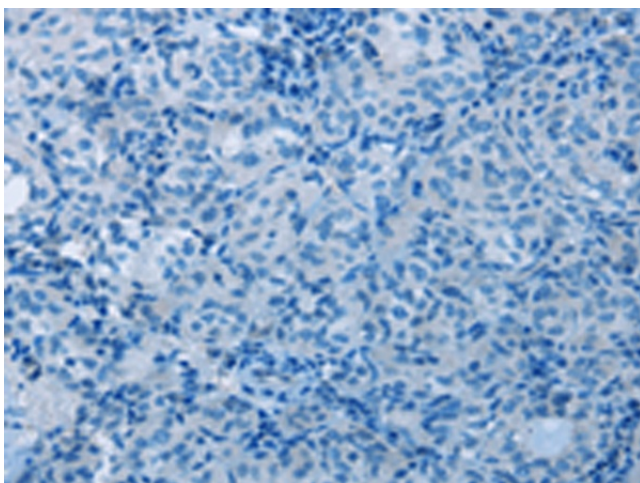
Product Type:	Primary Antibodies
Applications:	IHC
Recommended Dilution:	IHC: 50-200 Positive control: Human thyroid cancer Predicted cell location: Cytoplasm and Nucleus
Reactivity:	Human
Host:	Rabbit
Isotype:	IgG
Clonality:	Polyclonal
Immunogen:	Synthetic peptide of human MGLL
Formulation:	pH7.4 PBS, 0.05% NaN ₃ , 40% Glycerol
Purification:	Antigen affinity purification
Conjugation:	Unconjugated
Storage:	Store at -20°C.
Stability:	1 year
Gene Name:	monoglyceride lipase
Database Link:	Entrez Gene 11343 Human Q99685
Background:	This gene encodes a serine hydrolase of the AB hydrolase superfamily that catalyzes the conversion of monoacylglycerides to free fatty acids and glycerol. The encoded protein plays a critical role in several physiological processes including pain and nociception through hydrolysis of the endocannabinoid 2-arachidonoylglycerol. Expression of this gene may play a role in cancer tumorigenesis and metastasis. Alternatively spliced transcript variants encoding multiple isoforms have been observed for this gene.
Synonyms:	HU-K5; HUK5; Lysophospholipase-like; MGL



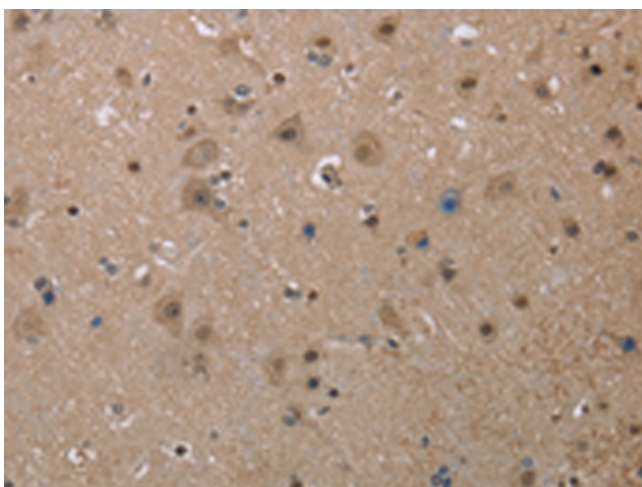
[View online »](#)

Product images:

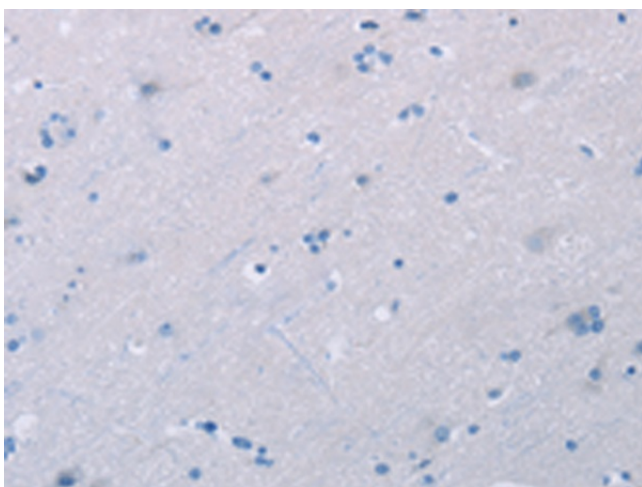
Immunohistochemistry of paraffin-embedded Human thyroid cancer tissue using [TA367139] (MGLL Antibody) at dilution 1/40 (Original magnification: $\times 200$)



Immunohistochemistry of paraffin-embedded Human thyroid cancer tissue using [TA367139] (MGLL Antibody) at dilution 1/40, treated with synthetic peptide. (Original magnification: $\times 200$)



Immunohistochemistry of paraffin-embedded Human brain tissue using [TA367139] (MGLL Antibody) at dilution 1/40 (Original magnification: ×200)



Immunohistochemistry of paraffin-embedded Human brain tissue using [TA367139] (MGLL Antibody) at dilution 1/40, treated with synthetic peptide. (Original magnification: ×200)