

## Product datasheet for **TA366795S**

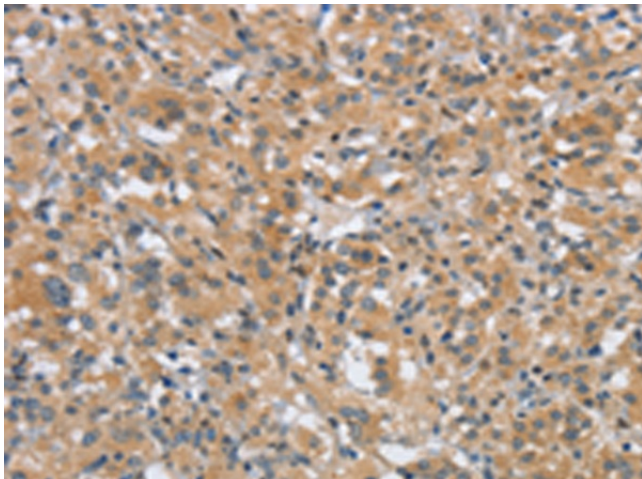
### Dysbindin (DTNBP1) Rabbit Polyclonal Antibody

#### Product data:

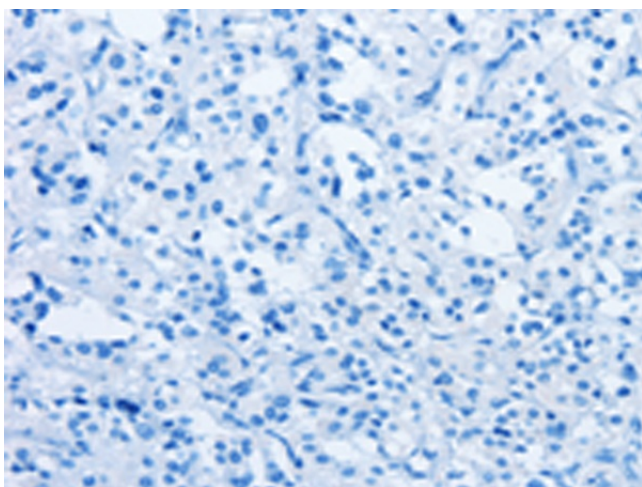
Product Type:	Primary Antibodies
Applications:	IHC
Recommended Dilution:	IHC: 25-100 Positive control: Human thyroid cancer Predicted cell location: cytoplasm
Reactivity:	Human
Host:	Rabbit
Isotype:	IgG
Clonality:	Polyclonal
Immunogen:	Synthetic peptide of human DTNBP1
Formulation:	pH7.4 PBS, 0.05% NaN <sub>3</sub> , 40% Glycerol
Purification:	Antigen affinity purification
Conjugation:	Unconjugated
Storage:	Store at -20°C.
Stability:	1 year
Gene Name:	dystrobrevin binding protein 1
Database Link:	<a href="#">Entrez Gene 84062 Human Q96EV8</a>
Background:	This gene encodes a protein that may play a role in organelle biogenesis associated with melanosomes, platelet dense granules, and lysosomes. A similar protein in mouse is a component of a protein complex termed biogenesis of lysosome-related organelles complex 1 (BLOC-1), and binds to alpha- and beta-dystrobrevins, which are components of the dystrophin-associated protein complex (DPC). Mutations in this gene are associated with Hermansky-Pudlak syndrome type 7. This gene may also be associated with schizophrenia. Multiple transcript variants encoding distinct isoforms have been identified for this gene.
Synonyms:	DBND; DKFZp564K192; dysbindin; FLJ30031; HPS7; MGC20210; My031; SDY



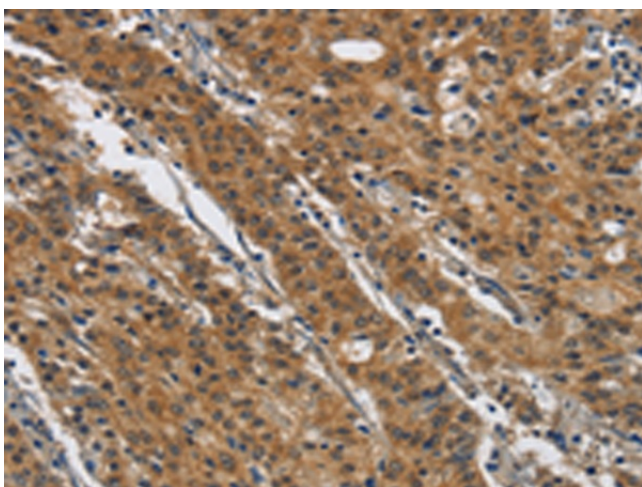
[View online »](#)

**Product images:**

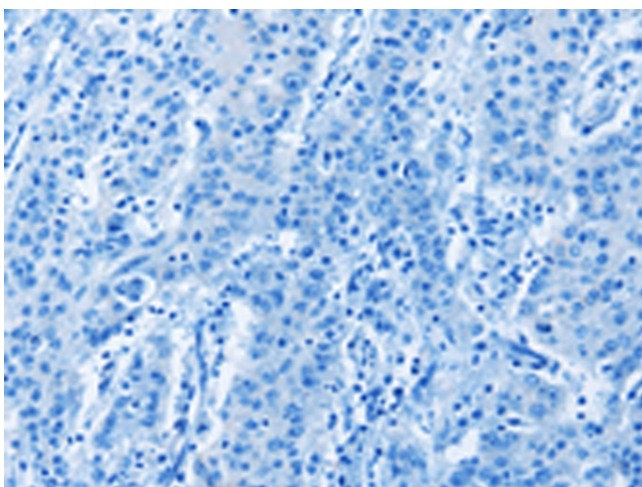
Immunohistochemistry of paraffin-embedded Human thyroid cancer tissue using [TA366795] (DTNBP1 Antibody) at dilution 1/20 (Original magnification:  $\times 200$ )



Immunohistochemistry of paraffin-embedded Human thyroid cancer tissue using [TA366795] (DTNBP1 Antibody) at dilution 1/20, treated with synthetic peptide. (Original magnification:  $\times 200$ )



Immunohistochemistry of paraffin-embedded Human gastric cancer tissue using [TA366795] (DTNBP1 Antibody) at dilution 1/20 (Original magnification:  $\times 200$ )



Immunohistochemistry of paraffin-embedded Human gastric cancer tissue using [TA366795] (DTNBP1 Antibody) at dilution 1/20, treated with synthetic peptide. (Original magnification:  $\times 200$ )