

Product datasheet for **TA366724**

NRARP Rabbit Polyclonal Antibody

Product data:

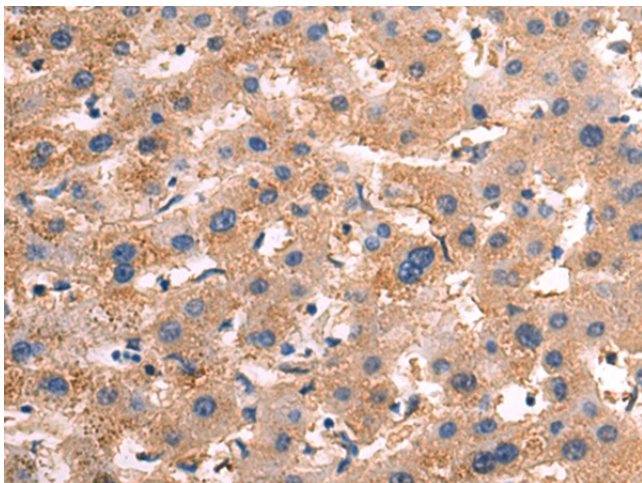
Product Type:	Primary Antibodies
Applications:	IHC
Recommended Dilution:	IHC: 50-200 Positive control: Human liver cancer Predicted cell location: Cytoplasm
Reactivity:	Human, Mouse
Host:	Rabbit
Isotype:	IgG
Clonality:	Polyclonal
Immunogen:	Fusion protein of human NRARP
Formulation:	pH7.4 PBS, 0.05% NaN ₃ , 40% Glycerol
Concentration:	lot specific
Purification:	Antigen affinity purification
Conjugation:	Unconjugated
Storage:	Store at -20°C.
Stability:	1 year
Gene Name:	NOTCH-regulated ankyrin repeat protein
Database Link:	Entrez Gene 441478 Human Q7Z6K4
Background:	Downstream effector of Notch signaling. Involved in the regulation of liver cancer cells self-renewal (PubMed:25985737). Involved in angiogenesis acting downstream of Notch at branch points to regulate vascular density. Proposed to integrate endothelial Notch and Wnt signaling to control stalk cell proliferation and to stabilize new endothelial connections during angiogenesis (PubMed:19154719). During somitogenesis involved in maintenance of proper somite segmentation and proper numbers of somites and vertebrae. Required for proper anterior-posterior somite patterning. Proposed to function in a negative feedback loop to destabilize Notch 1 intracellular domain (NICD) and downregulate the Notch signal, preventing expansion of the Notch signal into the anterior somite domain (By similarity).



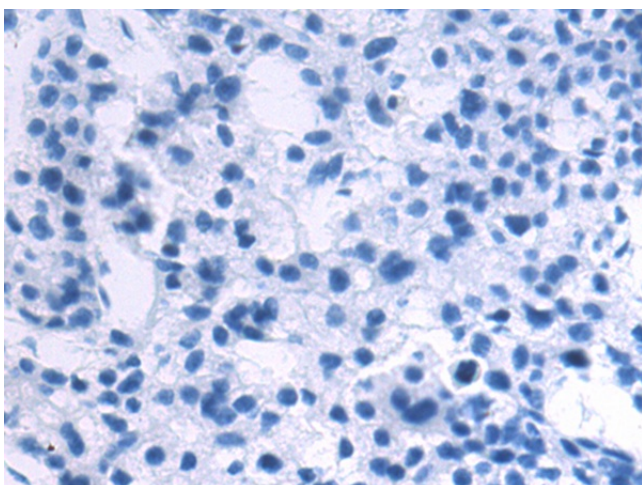
[View online »](#)

Synonyms: MGC61598

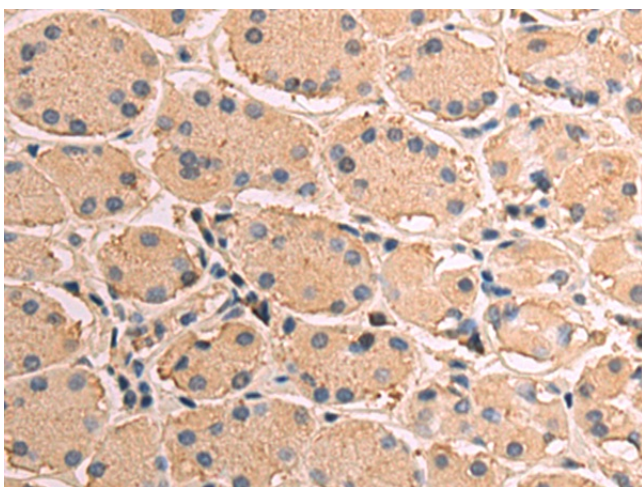
Product images:



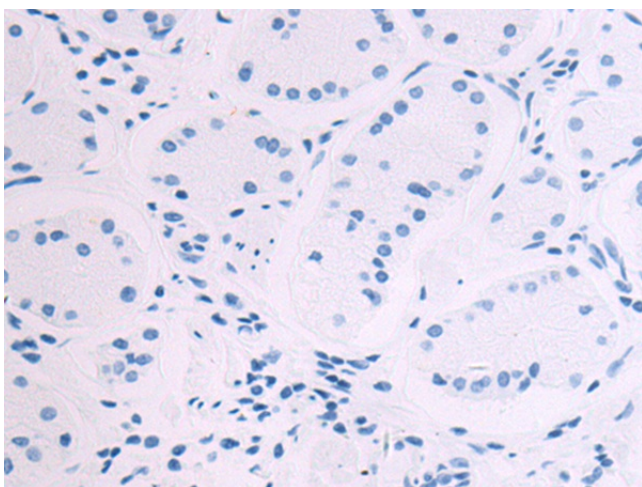
Immunohistochemistry of paraffin-embedded Human liver cancer tissue using TA366724 (NRARP Antibody) at dilution 1/75 (Original magnification: $\times 200$)



Immunohistochemistry of paraffin-embedded Human liver cancer tissue using TA366724 (NRARP Antibody) at dilution 1/75, treated with fusion protein. (Original magnification: $\times 200$)



Immunohistochemistry of paraffin-embedded Human esophagus cancer tissue using TA366724 (NRARP Antibody) at dilution 1/75 (Original magnification: ×200)



Immunohistochemistry of paraffin-embedded Human esophagus cancer tissue using TA366724 (NRARP Antibody) at dilution 1/75, treated with fusion protein. (Original magnification: ×200)