

## Product datasheet for **TA366692**

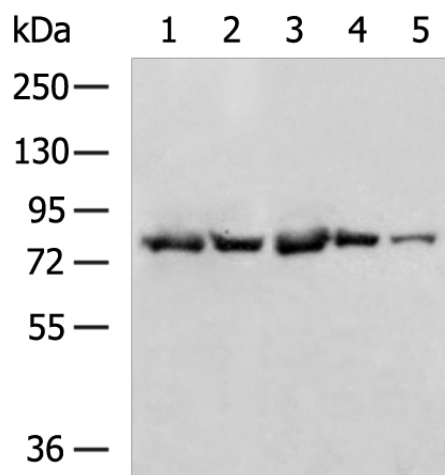
### Rhophilin 2 (RHPN2) Rabbit Polyclonal Antibody

#### Product data:

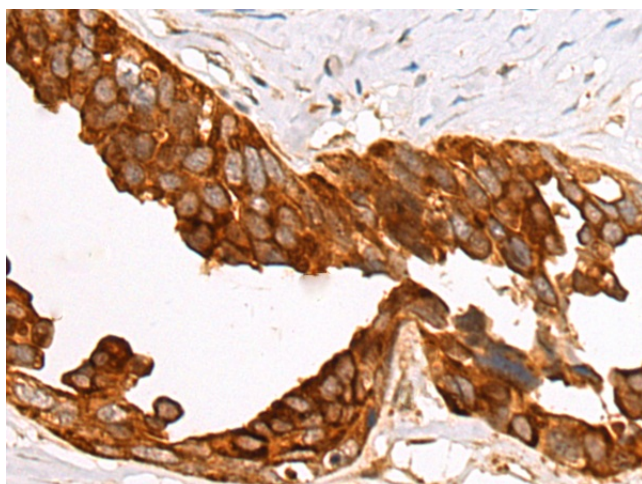
Product Type:	Primary Antibodies
Applications:	IHC, WB
Recommended Dilution:	WB: 500-2000 WB positive control: HepG2, LOVO, SKOV3, A549, 231 cell lysates IHC: 100-300 Positive control: Human colorectal cancer Predicted cell location: Cytoplasm
Reactivity:	Human, Mouse
Host:	Rabbit
Isotype:	IgG
Clonality:	Polyclonal
Immunogen:	Fusion protein of human RHPN2
Formulation:	pH7.4 PBS, 0.05% NaN <sub>3</sub> , 40% Glycerol
Concentration:	lot specific
Purification:	Antigen affinity purification
Conjugation:	Unconjugated
Storage:	Store at -20°C.
Stability:	1 year
Predicted Protein Size:	77 kDa
Gene Name:	rhophilin, Rho GTPase binding protein 2
Database Link:	<a href="#">Entrez Gene 85415 Human</a> <a href="#">Q8IUC4</a>
Background:	This gene encodes a member of the rhophilin family of Ras-homologous (Rho)-GTPase binding proteins. The encoded protein binds both GTP- and GDP-bound RhoA and GTP-bound RhoB and may be involved in the organization of the actin cytoskeleton.
Synonyms:	P76RBE; RHOBP



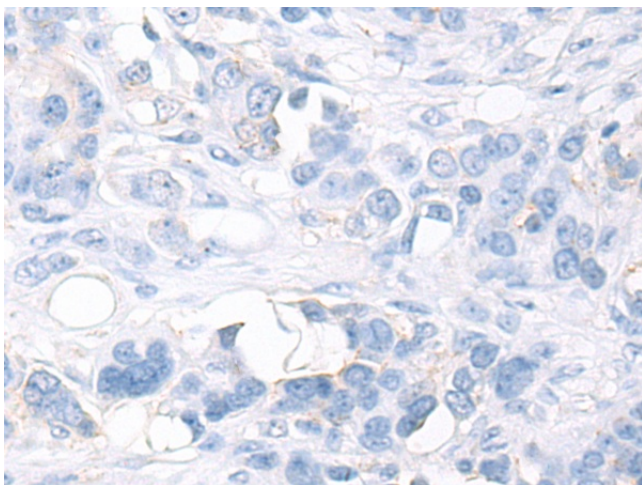
[View online »](#)

**Product images:**


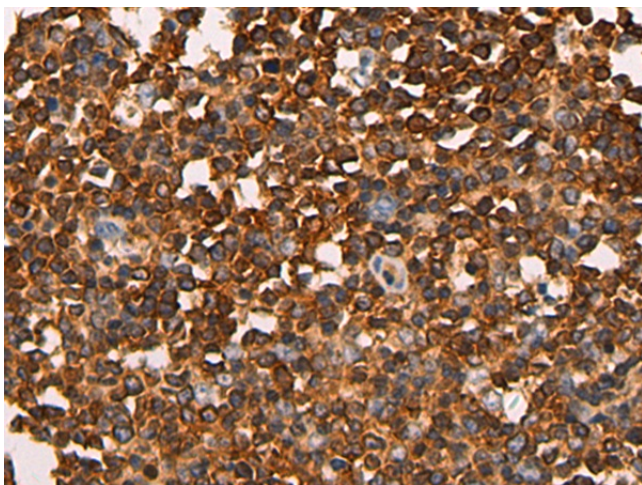
Gel: 6%SDS-PAGE  
 Lysate: 40 µg  
 Lane 1-5: HepG2  
 LOVO  
 SKOV3  
 A549  
 231 cell lysates  
 Primary antibody: TA366692 (RHPN2 Antibody) at dilution 1/600  
 Secondary antibody: Goat anti rabbit IgG at 1/5000 dilution  
 Exposure time: 30 seconds



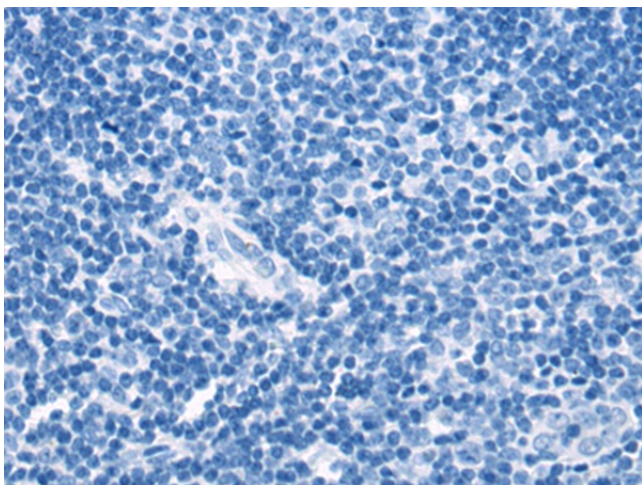
Immunohistochemistry of paraffin-embedded Human colorectal cancer tissue using TA366692 (RHPN2 Antibody) at dilution 1/85 (Original magnification: ×200)



Immunohistochemistry of paraffin-embedded Human colorectal cancer tissue using TA366692 (RHPN2 Antibody) at dilution 1/85, treated with fusion protein. (Original magnification: ×200)



Immunohistochemistry of paraffin-embedded Human tonsil tissue using TA366692 (RHPN2 Antibody) at dilution 1/85 (Original magnification: ×200)



Immunohistochemistry of paraffin-embedded Human tonsil tissue using TA366692 (RHPN2 Antibody) at dilution 1/85, treated with fusion protein. (Original magnification: ×200)