

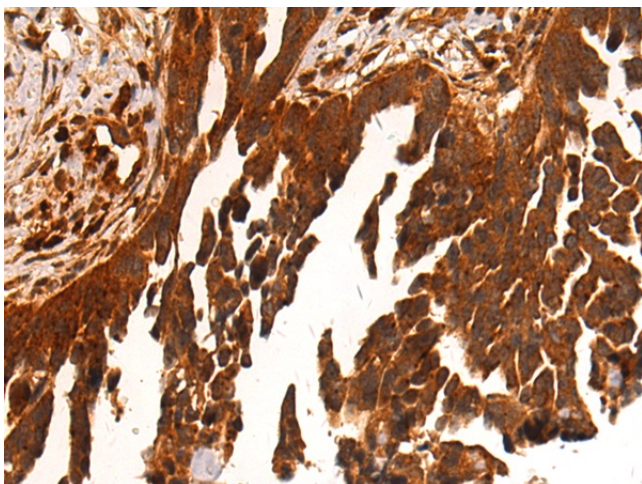
Product datasheet for **TA366686**

TSR1 Rabbit Polyclonal Antibody

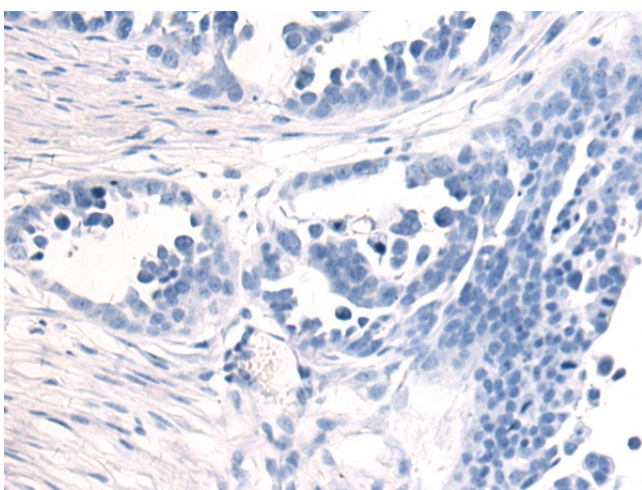
Product data:

Product Type:	Primary Antibodies
Applications:	IHC
Recommended Dilution:	IHC: 100-300 Positive control: Human colorectal cancer Predicted cell location: Nucleus and Cytoplasm
Reactivity:	Human, Mouse
Host:	Rabbit
Isotype:	IgG
Clonality:	Polyclonal
Immunogen:	Fusion protein of human TSR1
Formulation:	pH7.4 PBS, 0.05% NaN ₃ , 40% Glycerol
Concentration:	lot specific
Purification:	Antigen affinity purification
Conjugation:	Unconjugated
Storage:	Store at -20°C.
Stability:	1 year
Gene Name:	TSR1, ribosome maturation factor
Database Link:	Entrez Gene 55720 Human Q2NL82
Background:	Required during maturation of the 40S ribosomal subunit in the nucleolus.
Synonyms:	FLJ10534; KIAA1401; MGC131829

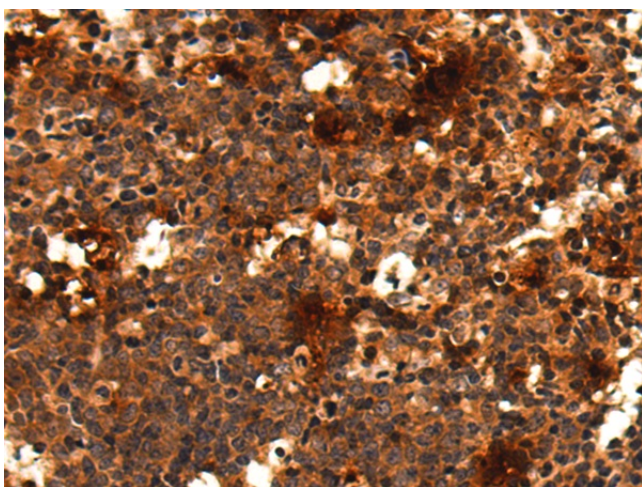
[View online »](#)

Product images:

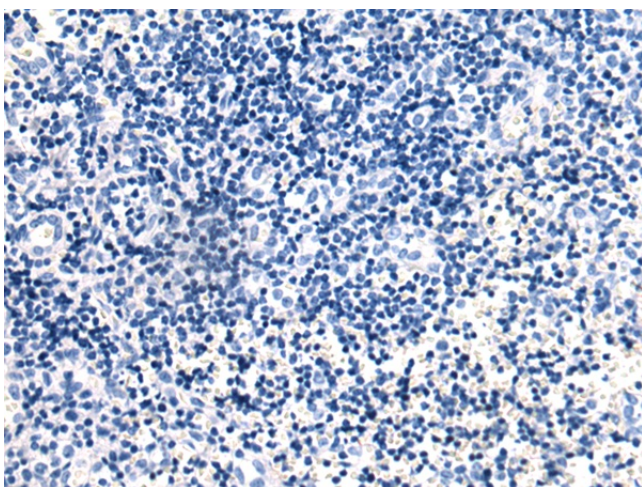
Immunohistochemistry of paraffin-embedded Human colorectal cancer tissue using TA366686 (TSR1 Antibody) at dilution 1/50 (Original magnification: ×200)



Immunohistochemistry of paraffin-embedded Human colorectal cancer tissue using TA366686 (TSR1 Antibody) at dilution 1/50, treated with fusion protein. (Original magnification: ×200)



Immunohistochemistry of paraffin-embedded Human thyroid cancer tissue using TA366686 (TSR1 Antibody) at dilution 1/50 (Original magnification: ×200)



Immunohistochemistry of paraffin-embedded Human thyroid cancer tissue using TA366686 (TSR1 Antibody) at dilution 1/50, treated with fusion protein. (Original magnification: ×200)