

Product datasheet for **TA366674S**

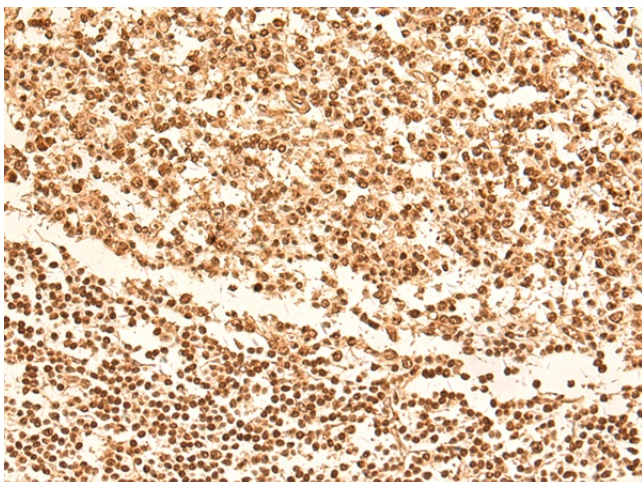
RAP80 (UIMC1) Rabbit Polyclonal Antibody

Product data:

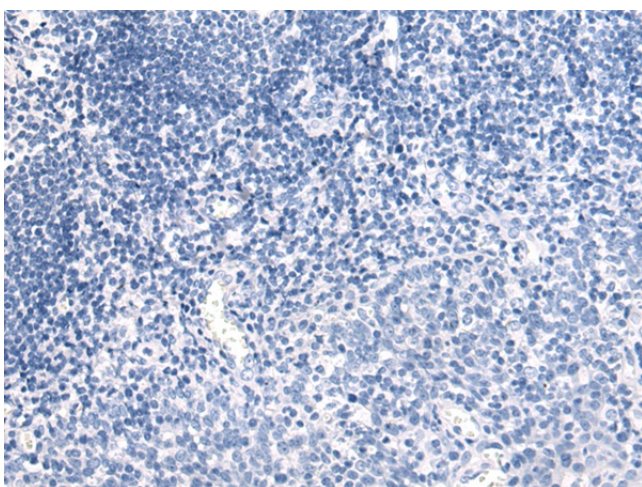
Product Type:	Primary Antibodies
Applications:	IHC
Recommended Dilution:	IHC: 150-300 Positive control: Human tonsil Predicted cell location: Nucleus
Reactivity:	Human
Host:	Rabbit
Isotype:	IgG
Clonality:	Polyclonal
Immunogen:	Fusion protein of human UIMC1
Formulation:	pH7.4 PBS, 0.05% NaN ₃ , 40% Glycerol
Purification:	Antigen affinity purification
Conjugation:	Unconjugated
Storage:	Store at -20°C.
Stability:	1 year
Gene Name:	ubiquitin interaction motif containing 1
Database Link:	Entrez Gene 51720 Human Q96RL1
Background:	This gene encodes a nuclear protein that interacts with Brca1 (breast cancer 1) in a complex to recognize and repair DNA lesions. This protein binds ubiquitinated lysine 63 of histone H2A and H2AX. This protein may also function as a repressor of transcription. Alternative splicing results in multiple transcript variants.
Synonyms:	RAP80; RXRIP110; X2HRIP110



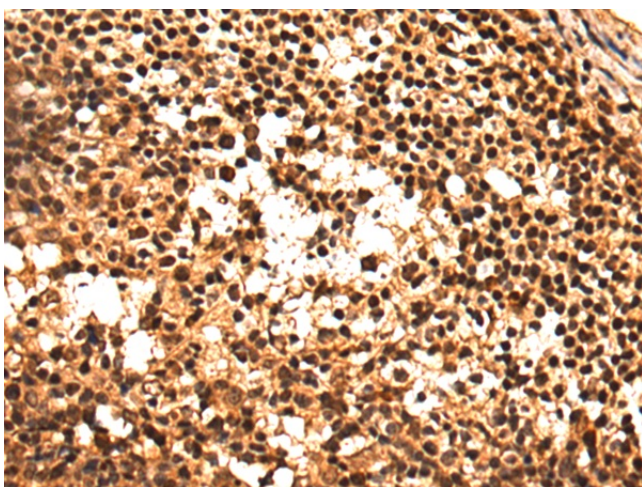
[View online »](#)

Product images:

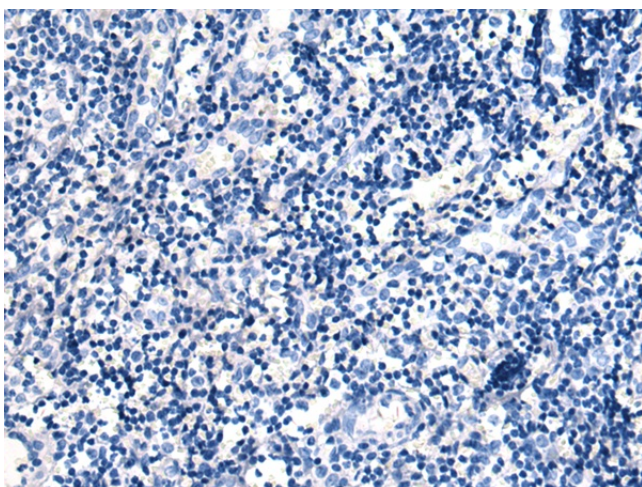
Immunohistochemistry of paraffin-embedded Human tonsil tissue using [TA366674] (UIMC1 Antibody) at dilution 1/100 (Original magnification: ×200)



Immunohistochemistry of paraffin-embedded Human tonsil tissue using [TA366674] (UIMC1 Antibody) at dilution 1/100, treated with fusion protein. (Original magnification: ×200)



Immunohistochemistry of paraffin-embedded Human thyroid cancer tissue using [TA366674] (UIMC1 Antibody) at dilution 1/100 (Original magnification: $\times 200$)



Immunohistochemistry of paraffin-embedded Human thyroid cancer tissue using [TA366674] (UIMC1 Antibody) at dilution 1/100, treated with fusion protein. (Original magnification: $\times 200$)