

Product datasheet for **TA366565**

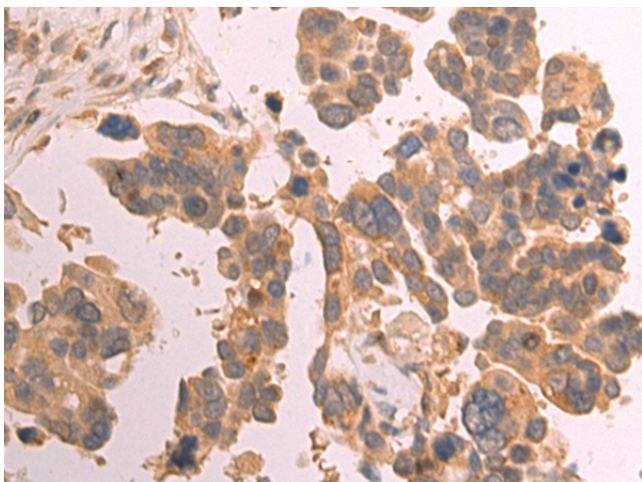
GLT25D2 (COLGALT2) Rabbit Polyclonal Antibody

Product data:

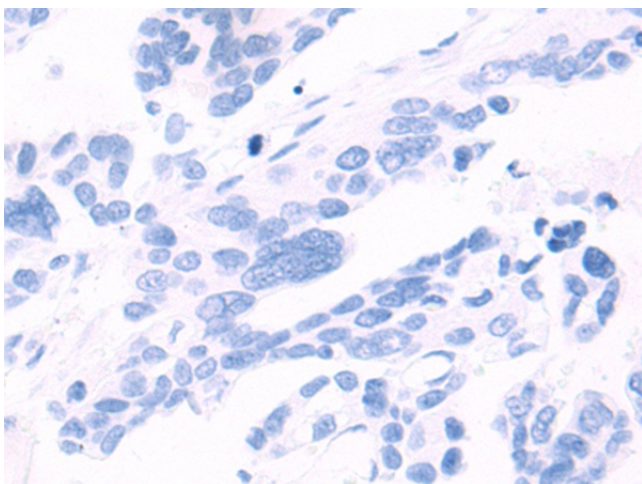
Product Type:	Primary Antibodies
Applications:	IHC
Recommended Dilution:	IHC: 50-200 Positive control: Human colorectal cancer Predicted cell location: Cytoplasm
Reactivity:	Human, Mouse
Host:	Rabbit
Isotype:	IgG
Clonality:	Polyclonal
Immunogen:	Fusion protein of human COLGALT2
Formulation:	pH7.4 PBS, 0.05% NaN ₃ , 40% Glycerol
Concentration:	lot specific
Purification:	Antigen affinity purification
Conjugation:	Unconjugated
Storage:	Store at -20°C.
Stability:	1 year
Gene Name:	collagen beta(1-O)galactosyltransferase 2
Database Link:	Entrez Gene 23127 Human Q8IYK4
Background:	Beta-galactosyltransferase that transfers beta-galactose to hydroxylysine residues of collagen.
Synonyms:	C1orf17; GLT25D2



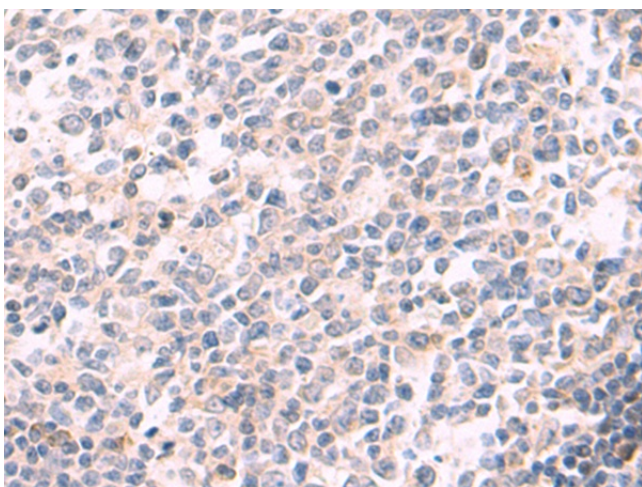
[View online »](#)

Product images:

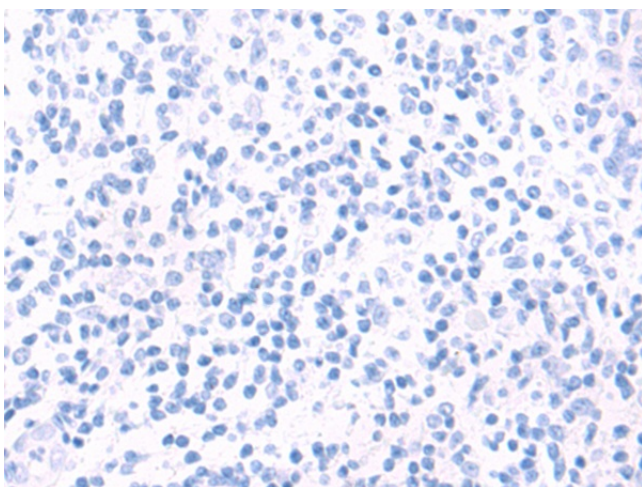
Immunohistochemistry of paraffin-embedded Human colorectal cancer tissue using TA366565 (COLGALT2 Antibody) at dilution 1/75 (Original magnification: $\times 200$)



Immunohistochemistry of paraffin-embedded Human colorectal cancer tissue using TA366565 (COLGALT2 Antibody) at dilution 1/75, treated with fusion protein. (Original magnification: $\times 200$)



Immunohistochemistry of paraffin-embedded Human tonsil tissue using TA366565 (COLGALT2 Antibody) at dilution 1/75 (Original magnification: ×200)



Immunohistochemistry of paraffin-embedded Human tonsil tissue using TA366565 (COLGALT2 Antibody) at dilution 1/75, treated with fusion protein. (Original magnification: ×200)