

Product datasheet for **TA366381S**

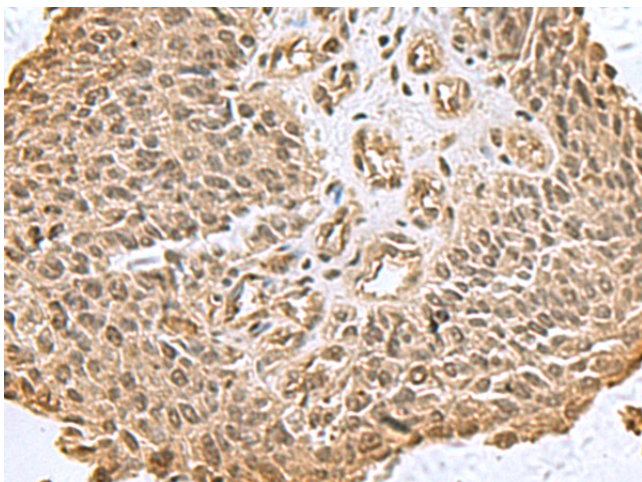
XTP3TPA (DCTPP1) Rabbit Polyclonal Antibody

Product data:

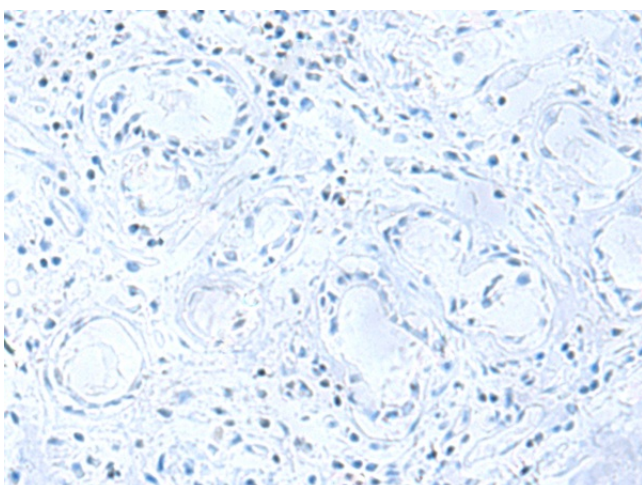
Product Type:	Primary Antibodies
Applications:	IHC
Recommended Dilution:	IHC: 100-300 Positive control: Human lung cancer Predicted cell location: BJ and BH
Reactivity:	Human
Host:	Rabbit
Isotype:	IgG
Clonality:	Polyclonal
Immunogen:	Fusion protein of human DCTPP1
Formulation:	pH7.4 PBS, 0.05% NaN ₃ , 40% Glycerol
Purification:	Antigen affinity purification
Conjugation:	Unconjugated
Storage:	Store at -20°C.
Stability:	1 year
Gene Name:	dCTP pyrophosphatase 1
Database Link:	Entrez Gene 79077 Human Q9H773
Background:	The protein encoded by this gene is dCTP pyrophosphatase, which converts dCTP to dCMP and inorganic pyrophosphate. The encoded protein also displays weak activity against dTTP and dATP, but none against dGTP. This protein may be responsible for eliminating excess dCTP after DNA synthesis and may prevent overmethylation of CpG islands. Three transcript variants, one protein-coding and the other two non-protein coding, have been found for this gene.
Synonyms:	CDA03; MGC5627; RS21C6; XTP3TPA



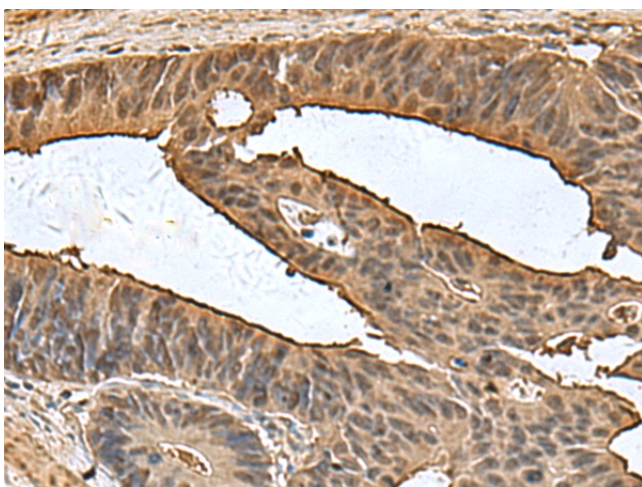
[View online »](#)

Product images:

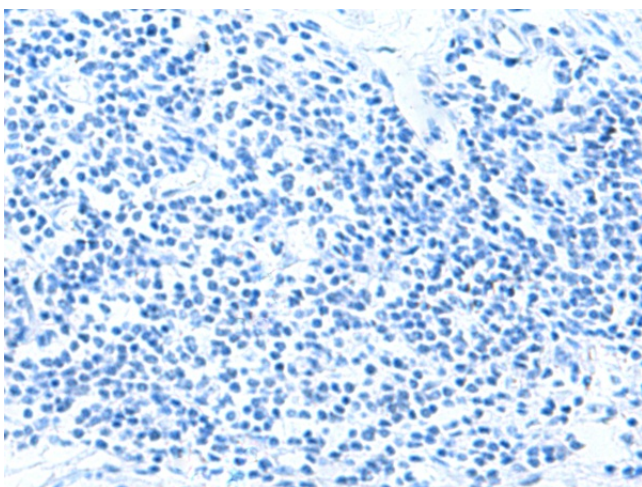
Immunohistochemistry of paraffin-embedded Human lung cancer tissue using [TA366381] (DCTPP1 Antibody) at dilution 1/80 (Original magnification: $\times 200$)



Immunohistochemistry of paraffin-embedded Human lung cancer tissue using [TA366381] (DCTPP1 Antibody) at dilution 1/80, treated with fusion protein. (Original magnification: $\times 200$)



Immunohistochemistry of paraffin-embedded Human colorectal cancer tissue using [TA366381] (DCTPP1 Antibody) at dilution 1/80 (Original magnification: $\times 200$)



Immunohistochemistry of paraffin-embedded Human colorectal cancer tissue using [TA366381] (DCTPP1 Antibody) at dilution 1/80, treated with fusion protein. (Original magnification: $\times 200$)