

Product datasheet for **TA366374S**

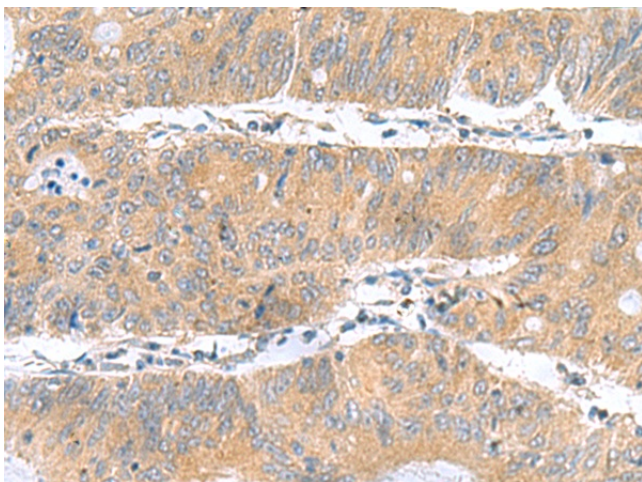
DNAL1 Rabbit Polyclonal Antibody

Product data:

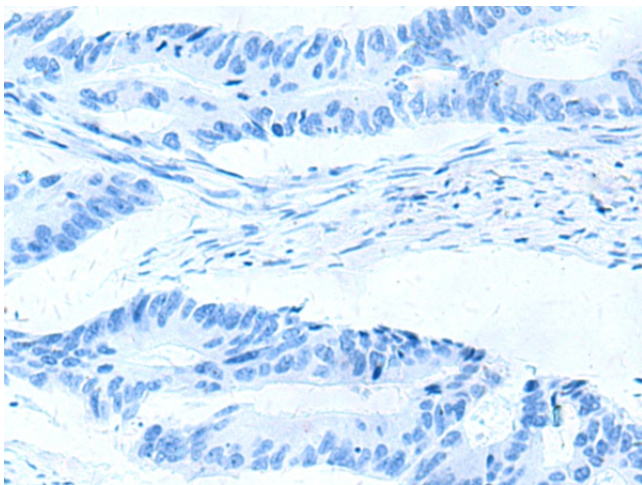
Product Type:	Primary Antibodies
Applications:	IHC
Recommended Dilution:	IHC: 50-200 Positive control: Human colorectal cancer Predicted cell location: Cytoplasm
Reactivity:	Human, Mouse, Rat
Host:	Rabbit
Isotype:	IgG
Clonality:	Polyclonal
Immunogen:	Fusion protein of human DNAL1
Formulation:	pH7.4 PBS, 0.05% NaN ₃ , 40% Glycerol
Purification:	Antigen affinity purification
Conjugation:	Unconjugated
Storage:	Store at -20°C.
Stability:	1 year
Gene Name:	dynein axonemal light chain 1
Database Link:	Entrez Gene 83544 Human Q4LDG9
Background:	This gene encodes an axonemal dynein light chain which functions as a component of the outer dynein arms complex. This complex acts as the molecular motor that provides the force to move cilia in an ATP-dependent manner. The encoded protein is expressed in tissues with motile cilia or flagella and may be involved in the movement of sperm flagella. Alternate splicing results in multiple transcript variants.[
Synonyms:	1700010H15RiK; C14orf168; MGC12435



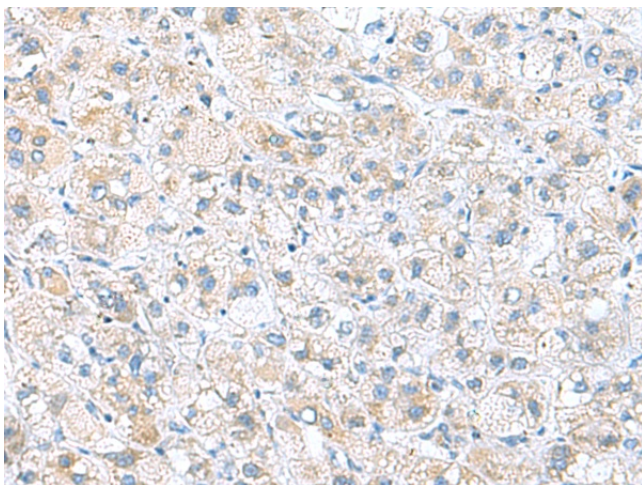
[View online »](#)

Product images:

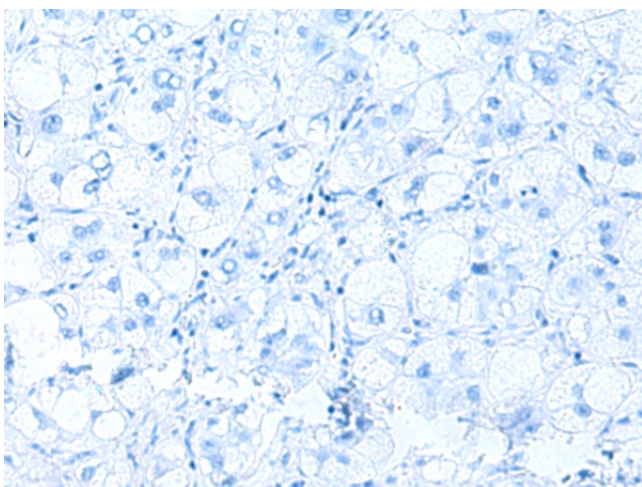
Immunohistochemistry of paraffin-embedded Human colorectal cancer tissue using [TA366374] (DNAL1 Antibody) at dilution 1/50 (Original magnification: $\times 200$)



Immunohistochemistry of paraffin-embedded Human colorectal cancer tissue using [TA366374] (DNAL1 Antibody) at dilution 1/50, treated with fusion protein. (Original magnification: $\times 200$)



Immunohistochemistry of paraffin-embedded Human liver cancer tissue using [TA366374] (DNAL1 Antibody) at dilution 1/50 (Original magnification: $\times 200$)



Immunohistochemistry of paraffin-embedded Human liver cancer tissue using [TA366374] (DNAL1 Antibody) at dilution 1/50, treated with fusion protein. (Original magnification: $\times 200$)