

Product datasheet for **TA366358**

FAM107B Rabbit Polyclonal Antibody

Product data:

Product Type:	Primary Antibodies
Applications:	IHC
Recommended Dilution:	IHC: 150-300 Positive control: Human tonsil Predicted cell location: Cytoplasm
Reactivity:	Human, Mouse, Rat
Host:	Rabbit
Isotype:	IgG
Clonality:	Polyclonal
Immunogen:	Fusion protein of human FAM107B
Formulation:	pH7.4 PBS, 0.05% NaN ₃ , 40% Glycerol
Concentration:	lot specific
Purification:	Antigen affinity purification
Conjugation:	Unconjugated
Storage:	Store at -20°C.
Stability:	1 year
Gene Name:	family with sequence similarity 107 member B
Database Link:	Entrez Gene 83641 Human Q9H098

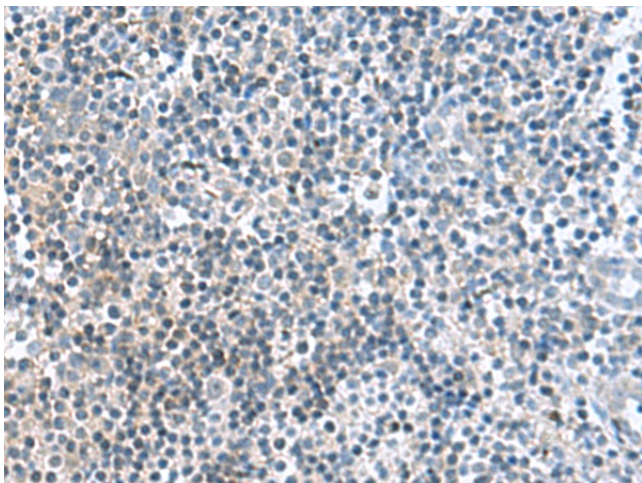
Background: FAM107B is a 131 amino acid protein that is encoded by a gene that maps to human chromosome 10, which contains over 800 genes and 135 million nucleotides, making up nearly 4.5% of the human genome. PTEN is an important tumor suppressor gene located on chromosome 10 and, when defective, causes a genetic predisposition to cancer development known as Cowden syndrome. The chromosome 10 encoded gene ERCC6 is important for DNA repair and is linked to Cockayne syndrome which is characterized by extreme photosensitivity and premature aging. Tetrahydrobiopterin deficiency and a number of syndromes involving defective skull and facial bone fusion are also linked to chromosome 10. As with most trisomies, trisomy 10 is rare and is deleterious.



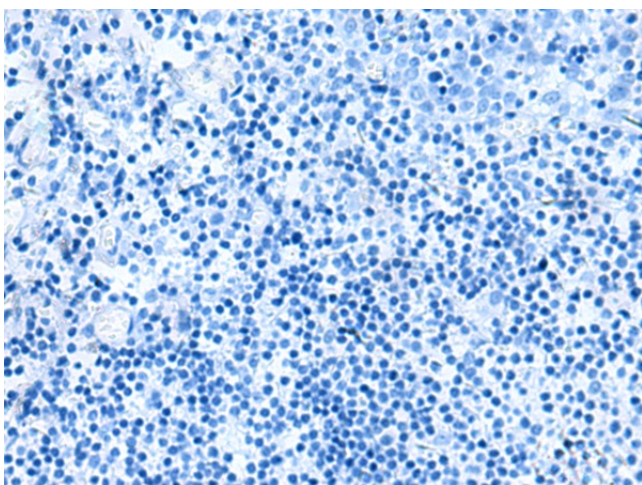
[View online »](#)

Synonyms: C10orf45; FLJ45505; MGC11034; MGC90261

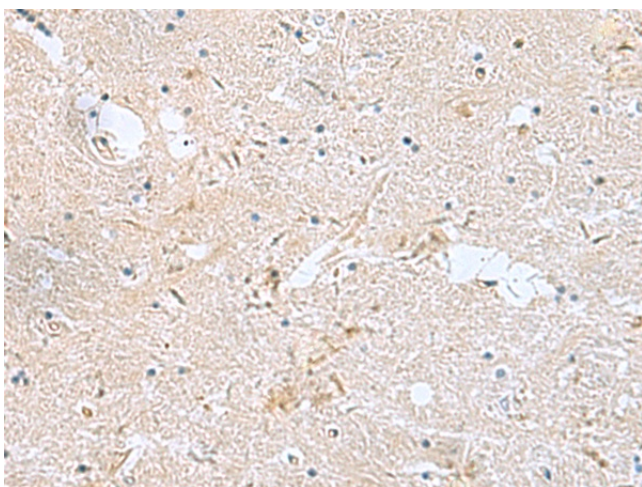
Product images:



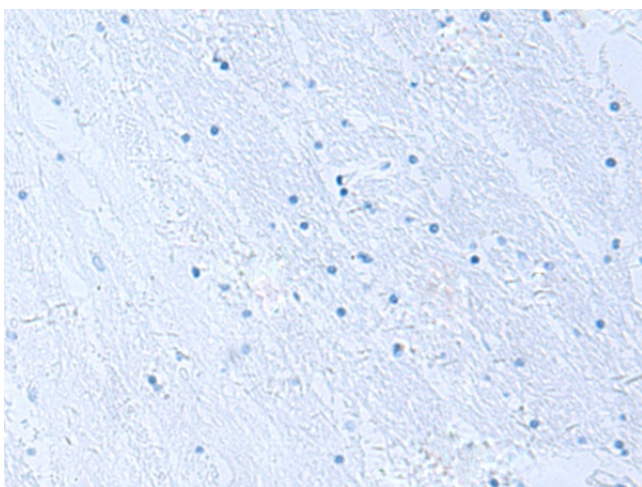
Immunohistochemistry of paraffin-embedded Human tonsil tissue using TA366358 (FAM107B Antibody) at dilution 1/160 (Original magnification: $\times 200$)



Immunohistochemistry of paraffin-embedded Human tonsil tissue using TA366358 (FAM107B Antibody) at dilution 1/160, treated with fusion protein. (Original magnification: $\times 200$)



Immunohistochemistry of paraffin-embedded Human brain tissue using TA366358 (FAM107B Antibody) at dilution 1/160 (Original magnification: $\times 200$)



Immunohistochemistry of paraffin-embedded Human brain tissue using TA366358 (FAM107B Antibody) at dilution 1/160, treated with fusion protein. (Original magnification: $\times 200$)