

## Product datasheet for **TA366283S**

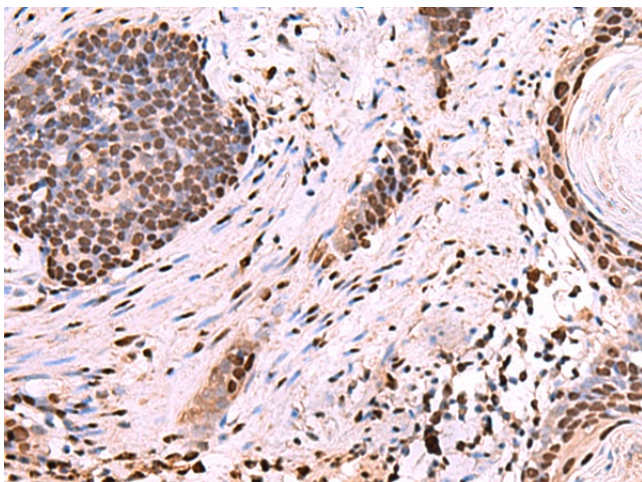
### NASP Rabbit Polyclonal Antibody

#### Product data:

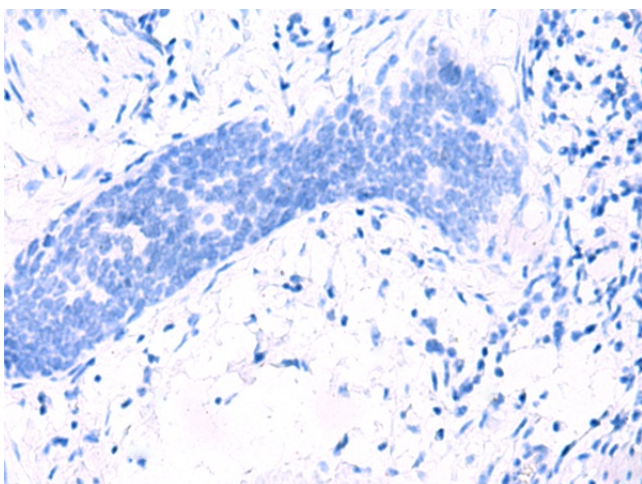
Product Type:	Primary Antibodies
Applications:	IHC
Recommended Dilution:	IHC: 50-300 Positive control: Human esophagus cancer Predicted cell location: Nucleus
Reactivity:	Human, Mouse, Rat
Host:	Rabbit
Isotype:	IgG
Clonality:	Polyclonal
Immunogen:	Fusion protein of human NASP
Formulation:	pH7.4 PBS, 0.05% NaN <sub>3</sub> , 40% Glycerol
Purification:	Antigen affinity purification
Conjugation:	Unconjugated
Storage:	Store at -20°C.
Stability:	1 year
Gene Name:	nuclear autoantigenic sperm protein
Database Link:	<a href="#">Entrez Gene 4678 Human P49321</a>
Background:	This gene encodes a H1 histone binding protein that is involved in transporting histones into the nucleus of dividing cells. Multiple isoforms are encoded by transcript variants of this gene. The somatic form is expressed in all mitotic cells, is localized to the nucleus, and is coupled to the cell cycle. The testicular form is expressed in embryonic tissues, tumor cells, and the testis. In male germ cells, this protein is localized to the cytoplasm of primary spermatocytes, the nucleus of spermatids, and the periacrosomal region of mature spermatozoa.
Synonyms:	DKFZp547F162; FLB7527; FLJ31599; FLJ35510; MGC2297; MGC19722; MGC20372; N1/N2-like; PRO1999



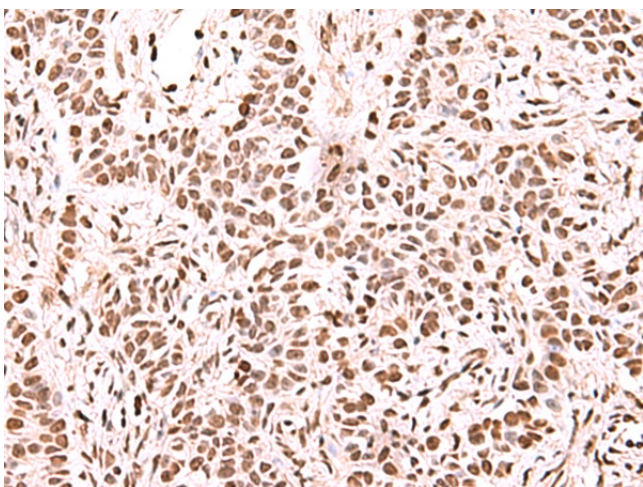
[View online »](#)

**Product images:**

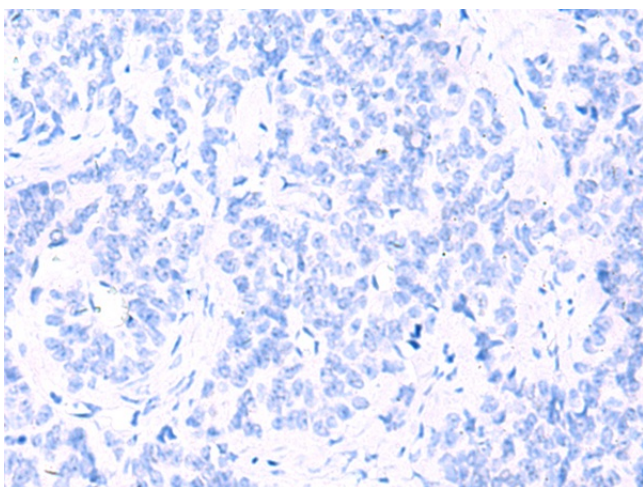
Immunohistochemistry of paraffin-embedded Human esophagus cancer tissue using [TA366283] (NASP Antibody) at dilution 1/60 (Original magnification:  $\times 200$ )



Immunohistochemistry of paraffin-embedded Human esophagus cancer tissue using [TA366283] (NASP Antibody) at dilution 1/60, treated with fusion protein. (Original magnification:  $\times 200$ )



Immunohistochemistry of paraffin-embedded Human ovarian cancer tissue using [TA366283] (NASP Antibody) at dilution 1/60 (Original magnification:  $\times 200$ )



Immunohistochemistry of paraffin-embedded Human ovarian cancer tissue using [TA366283] (NASP Antibody) at dilution 1/60, treated with fusion protein. (Original magnification:  $\times 200$ )