

Product datasheet for **TA366266S**

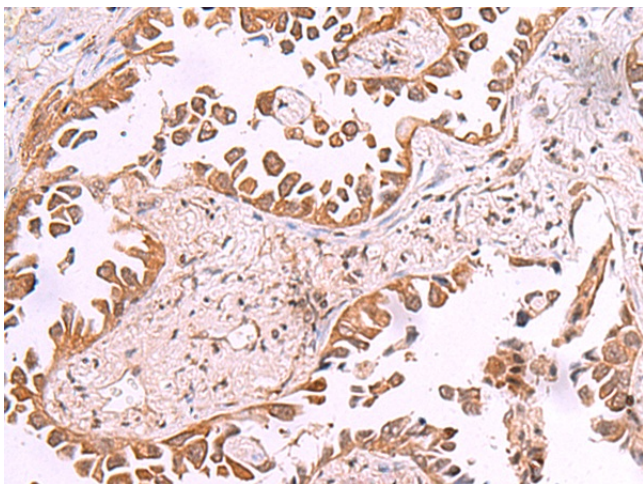
C6ORF199 (AK9) Rabbit Polyclonal Antibody

Product data:

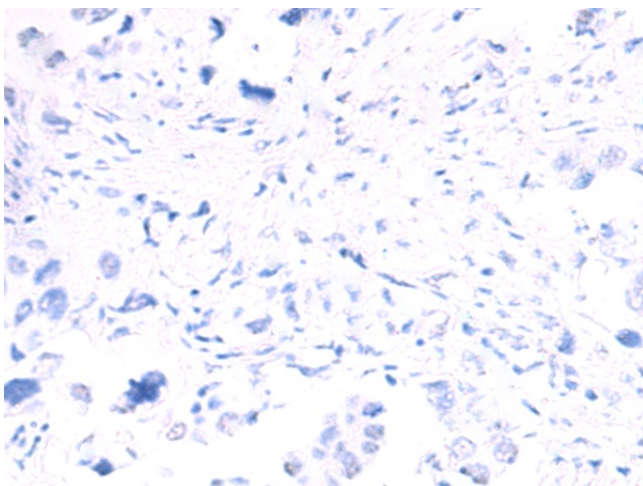
Product Type:	Primary Antibodies
Applications:	IHC
Recommended Dilution:	IHC: 50-300 Positive control: Human lung cancer Predicted cell location: Nucleus
Reactivity:	Human
Host:	Rabbit
Isotype:	IgG
Clonality:	Polyclonal
Immunogen:	Fusion protein of human AK9
Formulation:	pH7.4 PBS, 0.05% NaN ₃ , 40% Glycerol
Purification:	Antigen affinity purification
Conjugation:	Unconjugated
Storage:	Store at -20°C.
Stability:	1 year
Gene Name:	adenylate kinase 9
Database Link:	Entrez Gene 221264 Human Q5TCS8
Background:	The protein encoded by this gene catalyzes the interconversion of nucleosides, possessing both nucleoside monophosphate and diphosphate kinase activities. The encoded protein uses these interconversions to maintain nucleoside homeostasis.
Synonyms:	AKD1; AKD2; C6orf199; C6orf224; dj70A9.1; RP1-70A9.1



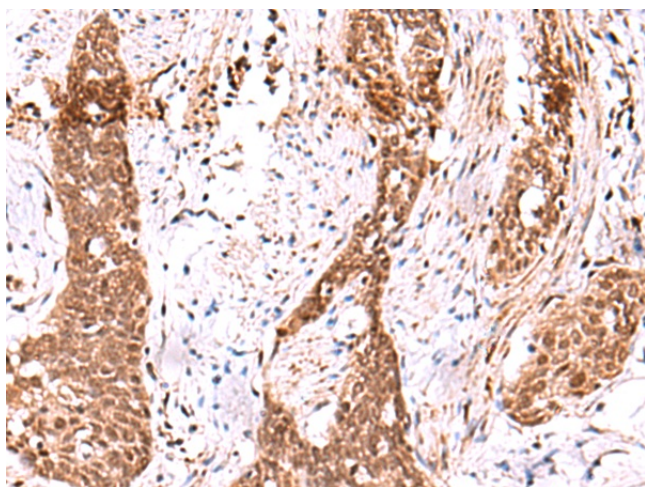
[View online »](#)

Product images:

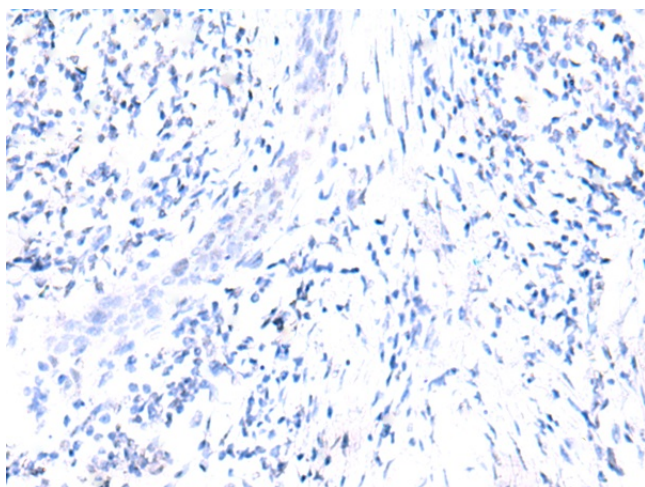
Immunohistochemistry of paraffin-embedded Human lung cancer tissue using [TA366266] (AK9 Antibody) at dilution 1/85 (Original magnification: ×200)



Immunohistochemistry of paraffin-embedded Human lung cancer tissue using [TA366266] (AK9 Antibody) at dilution 1/85, treated with fusion protein. (Original magnification: ×200)



Immunohistochemistry of paraffin-embedded Human esophagus cancer tissue using [TA366266] (AK9 Antibody) at dilution 1/85 (Original magnification: $\times 200$)



Immunohistochemistry of paraffin-embedded Human esophagus cancer tissue using [TA366266] (AK9 Antibody) at dilution 1/85, treated with fusion protein. (Original magnification: $\times 200$)