

Product datasheet for **TA366263**

FDPS Rabbit Polyclonal Antibody

Product data:

Product Type:	Primary Antibodies
Applications:	IHC
Recommended Dilution:	IHC: 50-300 Positive control: Human colorectal cancer Predicted cell location: Cytoplasm and Nucleus
Reactivity:	Human, Mouse, Rat
Host:	Rabbit
Isotype:	IgG
Clonality:	Polyclonal
Immunogen:	Fusion protein of human FDPS
Formulation:	pH7.4 PBS, 0.05% NaN ₃ , 40% Glycerol
Concentration:	lot specific
Purification:	Antigen affinity purification
Conjugation:	Unconjugated
Storage:	Store at -20°C.
Stability:	1 year
Gene Name:	farnesyl diphosphate synthase
Database Link:	Entrez Gene 2224 Human P14324

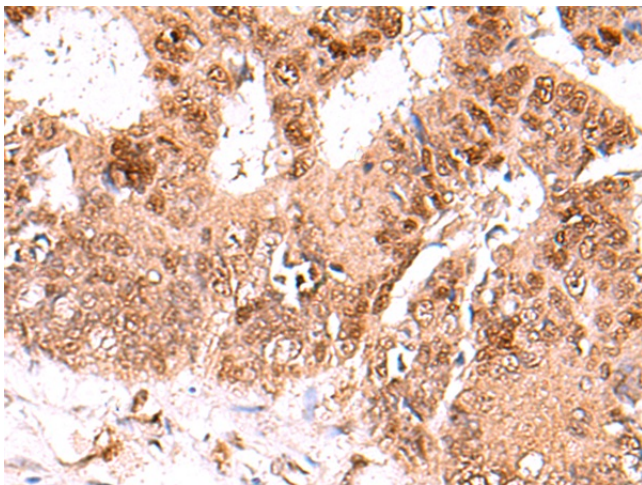
Background: This gene encodes an enzyme that catalyzes the production of geranyl pyrophosphate and farnesyl pyrophosphate from isopentenyl pyrophosphate and dimethylallyl pyrophosphate. The resulting product, farnesyl pyrophosphate, is a key intermediate in cholesterol and sterol biosynthesis, a substrate for protein farnesylation and geranylgeranylation, and a ligand or agonist for certain hormone receptors and growth receptors. Drugs that inhibit this enzyme prevent the post-translational modifications of small GTPases and have been used to treat diseases related to bone resorption. Multiple pseudogenes have been found on chromosomes 1, 7, 14, 15, 21 and X. Multiple transcript variants encoding different isoforms have been found for this gene.



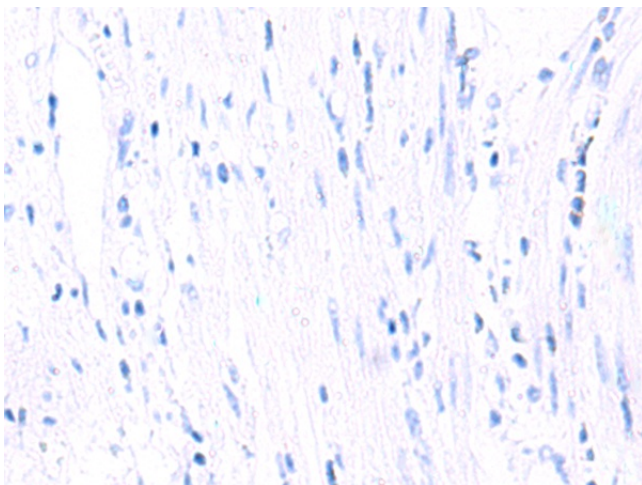
[View online »](#)

Synonyms: dimethylallyltranstransferase; FPPS; FPS; geranyltranstransferase; KIAA1293

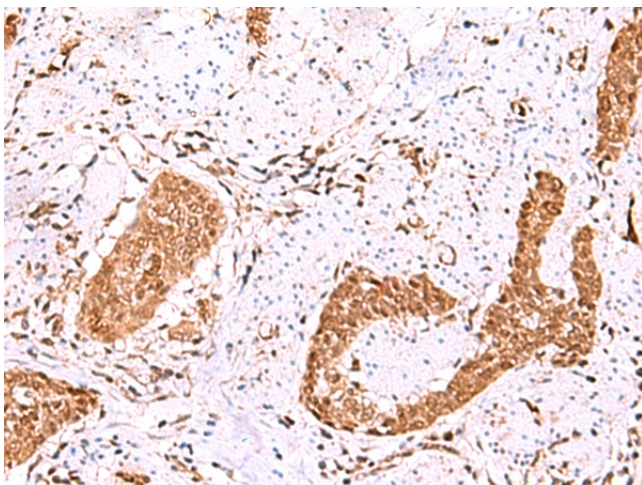
Product images:



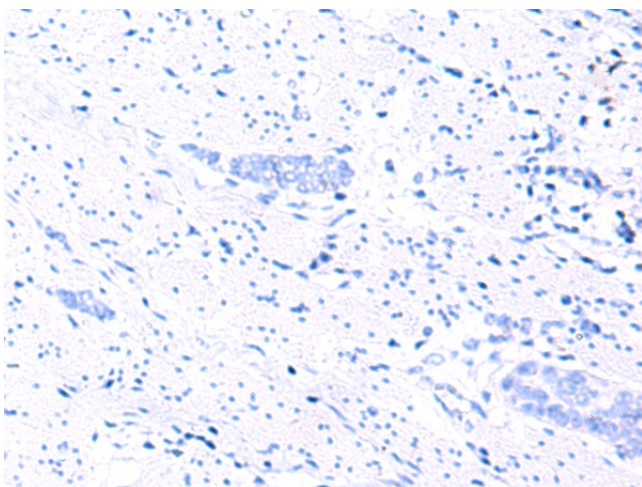
Immunohistochemistry of paraffin-embedded Human colorectal cancer tissue using TA366263 (FDPS Antibody) at dilution 1/60 (Original magnification: $\times 200$)



Immunohistochemistry of paraffin-embedded Human colorectal cancer tissue using TA366263 (FDPS Antibody) at dilution 1/60, treated with fusion protein. (Original magnification: $\times 200$)



Immunohistochemistry of paraffin-embedded Human esophagus cancer tissue using TA366263 (FDPS Antibody) at dilution 1/60 (Original magnification: $\times 200$)



Immunohistochemistry of paraffin-embedded Human esophagus cancer tissue using TA366263 (FDPS Antibody) at dilution 1/60, treated with fusion protein. (Original magnification: $\times 200$)