

Product datasheet for **TA366195S**

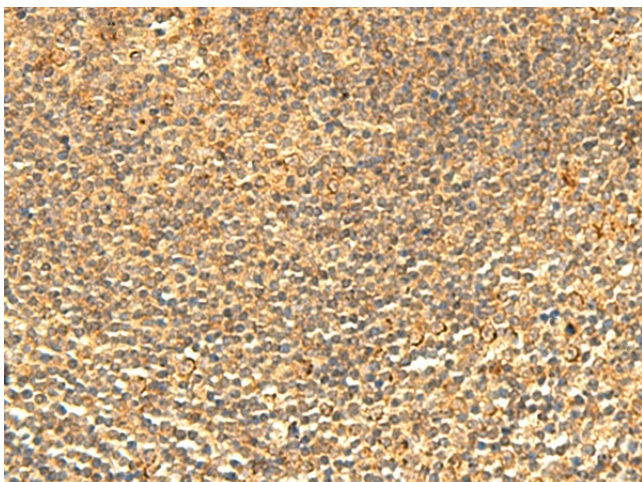
ABHD10 Rabbit Polyclonal Antibody

Product data:

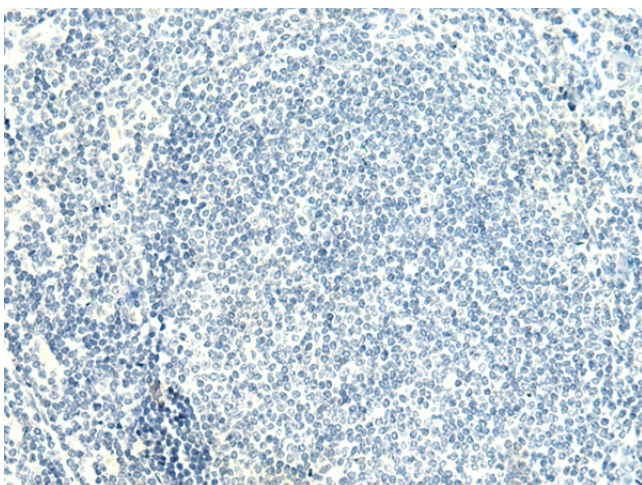
Product Type:	Primary Antibodies
Applications:	IHC
Recommended Dilution:	IHC: 50-300 Positive control: Human tonsil Predicted cell location: Cytoplasm or Nucleus
Reactivity:	Human
Host:	Rabbit
Isotype:	IgG
Clonality:	Polyclonal
Immunogen:	Fusion protein of human ABHD10
Formulation:	pH7.4 PBS, 0.05% NaN ₃ , 40% Glycerol
Purification:	Antigen affinity purification
Conjugation:	Unconjugated
Storage:	Store at -20°C.
Stability:	1 year
Gene Name:	abhydrolase domain containing 10
Database Link:	Entrez Gene 55347 Human Q9NUJ1
Background:	This gene encodes a mitochondrially-localized enzyme that acts in liver cells as a hydrolase. The encoded protein removes glucuronide from mycophenolic acid acyl-glucuronide. There is a pseudogene for this gene on chromosome 6. Alternative splicing results in multiple transcript variants.
Synonyms:	FLJ11342



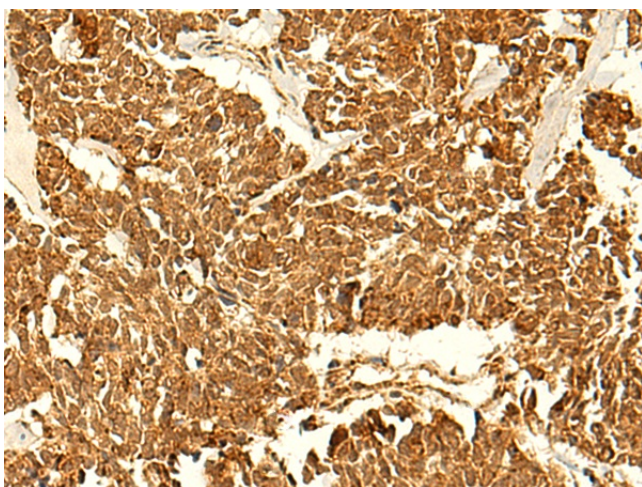
[View online »](#)

Product images:


Immunohistochemistry of paraffin-embedded Human tonsil tissue using [TA366195] (ABHD10 Antibody) at dilution 1/50 (Original magnification: ×200)



Immunohistochemistry of paraffin-embedded Human tonsil tissue using [TA366195] (ABHD10 Antibody) at dilution 1/50, treated with fusion protein. (Original magnification: ×200)



Immunohistochemistry of paraffin-embedded Human lung cancer tissue using [TA366195] (ABHD10 Antibody) at dilution 1/50 (Original magnification: $\times 200$)



Immunohistochemistry of paraffin-embedded Human lung cancer tissue using [TA366195] (ABHD10 Antibody) at dilution 1/50, treated with fusion protein. (Original magnification: $\times 200$)