

Product datasheet for **TA366078**

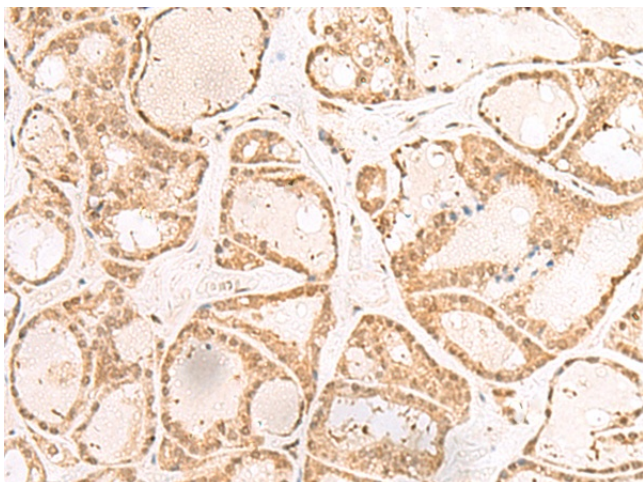
RBM19 Rabbit Polyclonal Antibody

Product data:

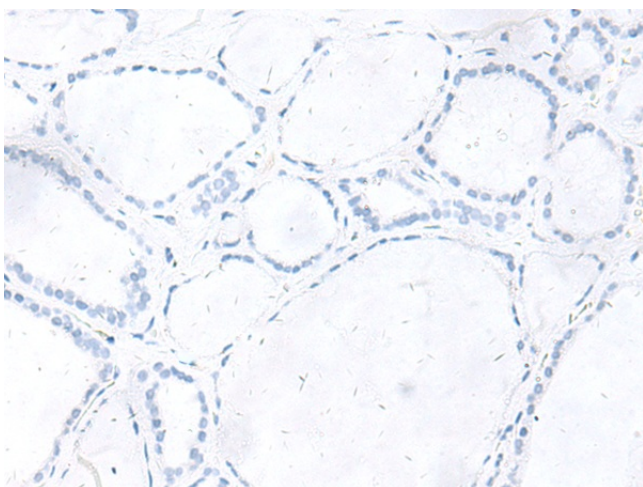
Product Type:	Primary Antibodies
Applications:	IHC
Recommended Dilution:	IHC: 30-150 Positive control: Human thyroid cancer Predicted cell location: Nucleus and Cytoplasm
Reactivity:	Human, Mouse
Host:	Rabbit
Isotype:	IgG
Clonality:	Polyclonal
Immunogen:	Fusion protein of human RBM19
Formulation:	pH7.4 PBS, 0.05% NaN ₃ , 40% Glycerol
Concentration:	lot specific
Purification:	Antigen affinity purification
Conjugation:	Unconjugated
Storage:	Store at -20°C.
Stability:	1 year
Gene Name:	RNA binding motif protein 19
Database Link:	Entrez Gene 9904 Human Q9Y4C8
Background:	This gene encodes a nucleolar protein that contains six RNA-binding motifs. The encoded protein may be involved in regulating ribosome biogenesis. Multiple alternatively spliced variants, encoding the same protein, have been identified.
Synonyms:	DKFZp586F1023; KIAA0682



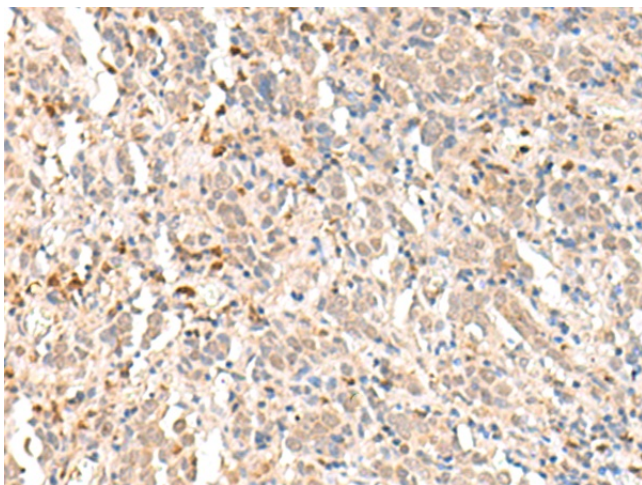
[View online »](#)

Product images:

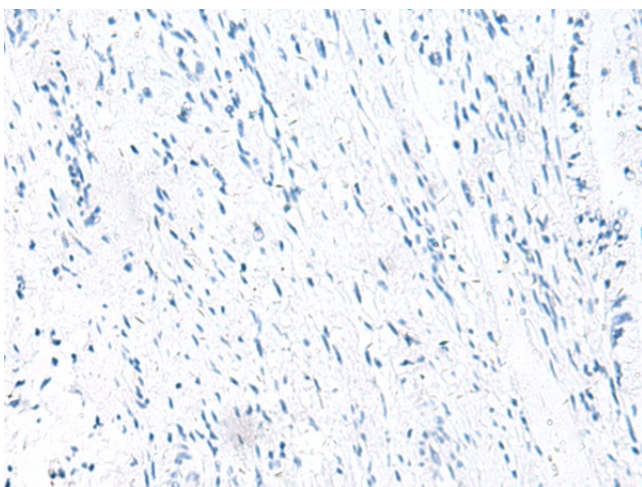
Immunohistochemistry of paraffin-embedded Human thyroid cancer tissue using TA366078 (RBM19 Antibody) at dilution 1/30 (Original magnification: $\times 200$)



Immunohistochemistry of paraffin-embedded Human thyroid cancer tissue using TA366078 (RBM19 Antibody) at dilution 1/30, treated with fusion protein. (Original magnification: $\times 200$)



Immunohistochemistry of paraffin-embedded Human cervical cancer tissue using TA366078 (RBM19 Antibody) at dilution 1/30 (Original magnification: $\times 200$)



Immunohistochemistry of paraffin-embedded Human cervical cancer tissue using TA366078 (RBM19 Antibody) at dilution 1/30, treated with fusion protein. (Original magnification: $\times 200$)