

## Product datasheet for **TA366077S**

### Treacher Collins syndrome protein (TCOF1) Rabbit Polyclonal Antibody

#### Product data:

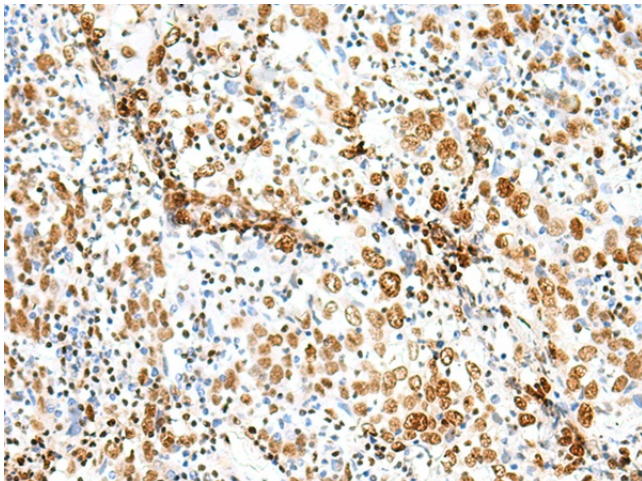
Product Type:	Primary Antibodies
Applications:	IHC
Recommended Dilution:	IHC: 40-200 Positive control: Human cervical cancer Predicted cell location: Nucleus
Reactivity:	Human
Host:	Rabbit
Isotype:	IgG
Clonality:	Polyclonal
Immunogen:	Fusion protein of human TCOF1
Formulation:	pH7.4 PBS, 0.05% NaN3, 40% Glycerol
Purification:	Antigen affinity purification
Conjugation:	Unconjugated
Storage:	Store at -20°C.
Stability:	1 year
Gene Name:	treacle ribosome biogenesis factor 1
Database Link:	<a href="#">Entrez Gene 6949 Human Q13428</a>

**Background:** This gene encodes a nucleolar protein with a LIS1 homology domain. The protein is involved in ribosomal DNA gene transcription through its interaction with upstream binding factor (UBF). Mutations in this gene have been associated with Treacher Collins syndrome, a disorder which includes abnormal craniofacial development. Multiple transcript variants encoding different isoforms have been found for this gene.

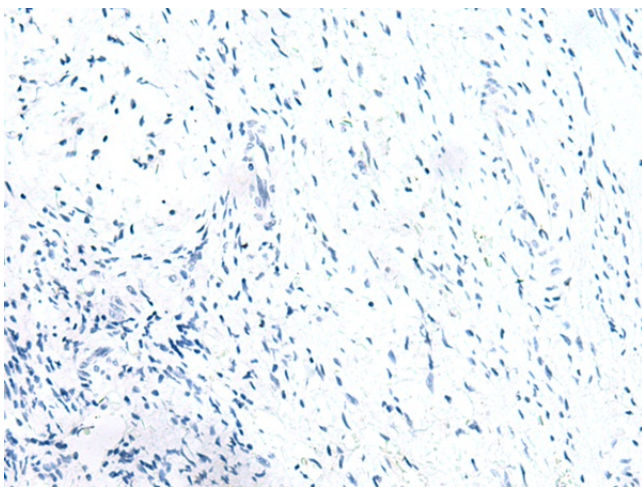
**Synonyms:** MFD1; treacle



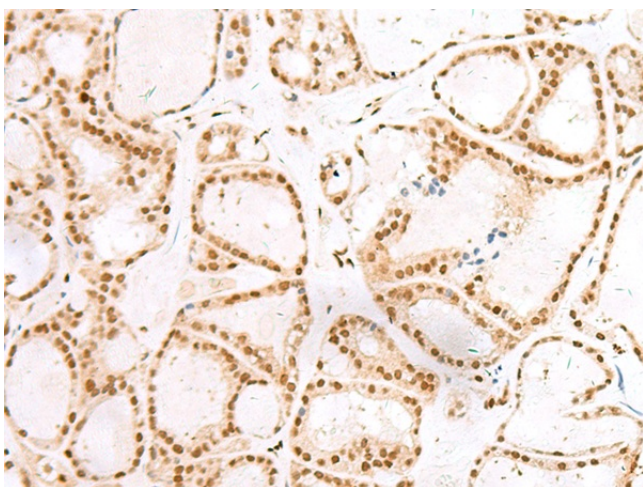
[View online »](#)

**Product images:**

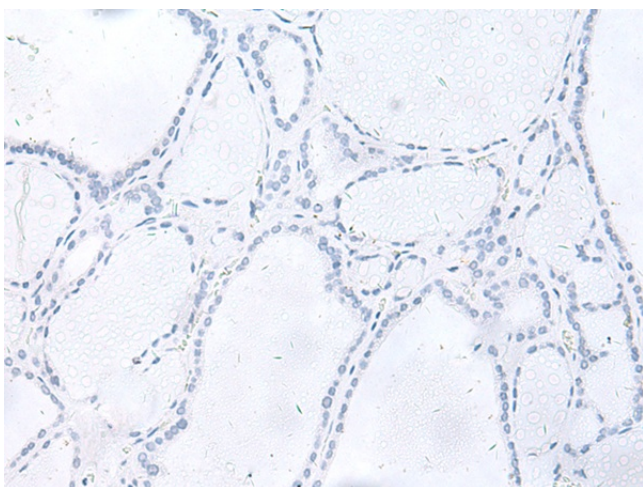
Immunohistochemistry of paraffin-embedded Human cervical cancer tissue using [TA366077] (TCOF1 Antibody) at dilution 1/50 (Original magnification:  $\times 200$ )



Immunohistochemistry of paraffin-embedded Human cervical cancer tissue using [TA366077] (TCOF1 Antibody) at dilution 1/50, treated with fusion protein. (Original magnification:  $\times 200$ )



Immunohistochemistry of paraffin-embedded Human thyroid cancer tissue using [TA366077] (TCOF1 Antibody) at dilution 1/50 (Original magnification: ×200)



Immunohistochemistry of paraffin-embedded Human thyroid cancer tissue using [TA366077] (TCOF1 Antibody) at dilution 1/50, treated with fusion protein. (Original magnification: ×200)