

Product datasheet for **TA366008**


STK32C Rabbit Polyclonal Antibody

Product data:

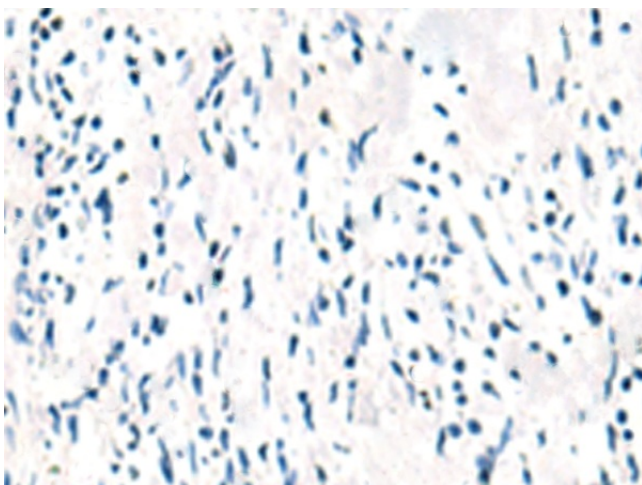
Product Type:	Primary Antibodies
Applications:	IHC
Recommended Dilution:	IHC: 40-200 Positive control: Human tonsil Predicted cell location: Cytoplasm
Reactivity:	Human, Mouse
Host:	Rabbit
Isotype:	IgG
Clonality:	Polyclonal
Immunogen:	Fusion protein of human STK32C
Formulation:	pH7.4 PBS, 0.05% NaN ₃ , 40% Glycerol
Concentration:	lot specific
Purification:	Antigen affinity purification
Conjugation:	Unconjugated
Storage:	Store at -20°C.
Stability:	1 year
Gene Name:	serine/threonine kinase 32C
Database Link:	Entrez Gene 282974 Human Q86UX6
Background:	The protein encoded by this gene is a member of the serine/threonine protein kinase family. It is thought that this family member is functional in brain due to its high expression levels there. DNA methylation differences have been found in this gene in monozygotic twins that are discordant for adolescent depression. Alternative splicing results in multiple transcript variants.
Synonyms:	MGC23665; PKE; RP11-140A10.1; YANK3



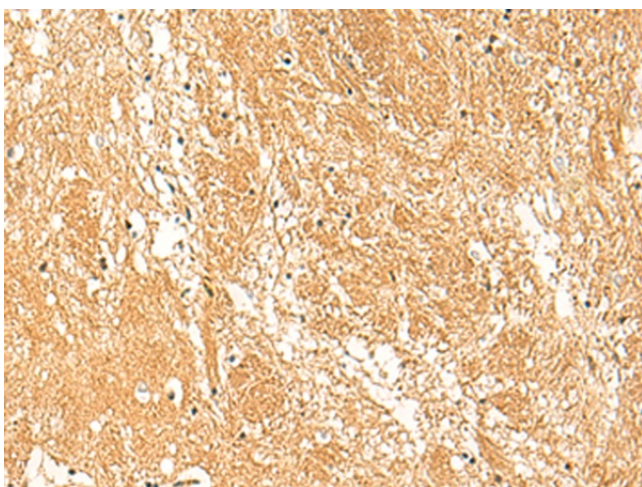
[View online »](#)

Product images:

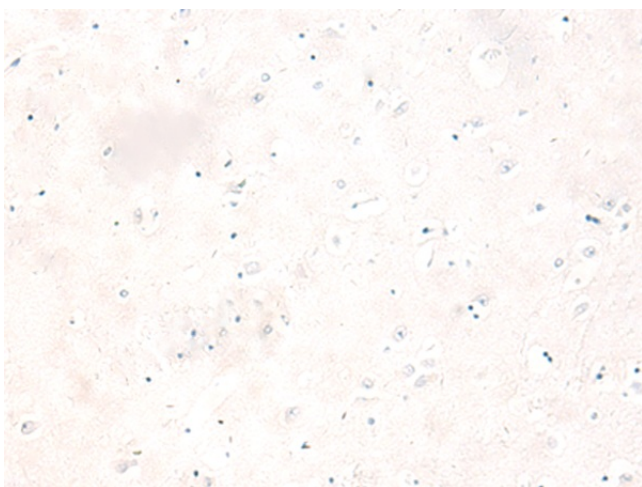
Immunohistochemistry of paraffin-embedded Human tonsil tissue using TA366008 (STK32C Antibody) at dilution 1/30 (Original magnification: ×200)



Immunohistochemistry of paraffin-embedded Human tonsil tissue using TA366008 (STK32C Antibody) at dilution 1/30, treated with fusion protein. (Original magnification: ×200)



Immunohistochemistry of paraffin-embedded Human brain tissue using TA366008 (STK32C Antibody) at dilution 1/30 (Original magnification: ×200)



Immunohistochemistry of paraffin-embedded Human brain tissue using TA366008 (STK32C Antibody) at dilution 1/30, treated with fusion protein. (Original magnification: ×200)