

Product datasheet for **TA365991S**

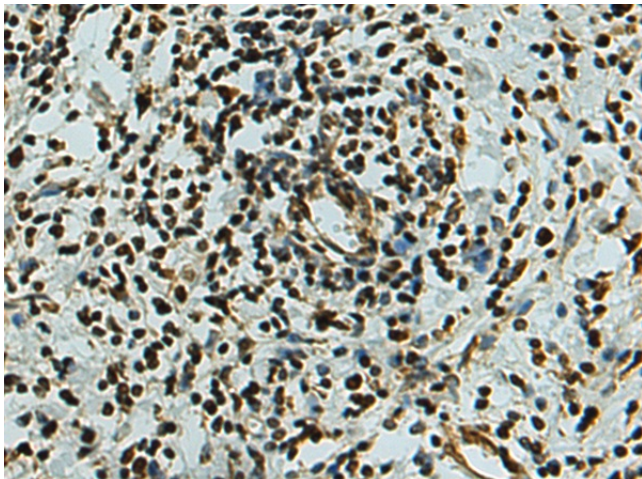
FUBP3 Rabbit Polyclonal Antibody

Product data:

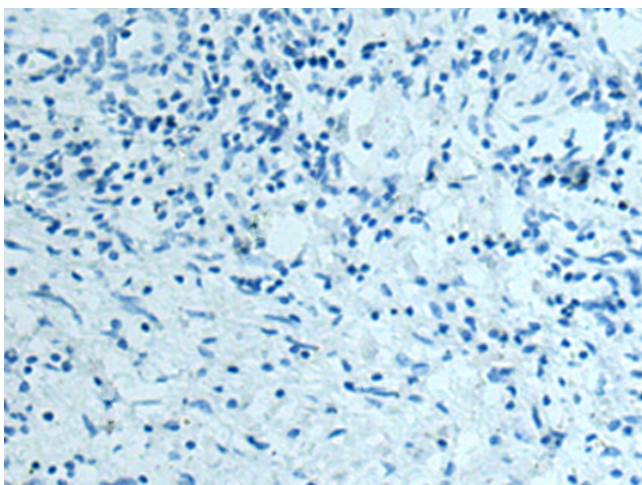
Product Type:	Primary Antibodies
Applications:	IHC
Recommended Dilution:	IHC: 100-300 Positive control: Human colorectal cancer Predicted cell location: Nucleus
Reactivity:	Human
Host:	Rabbit
Isotype:	IgG
Clonality:	Polyclonal
Immunogen:	Fusion protein of human FUBP3
Formulation:	pH7.4 PBS, 0.05% NaN ₃ , 40% Glycerol
Purification:	Antigen affinity purification
Conjugation:	Unconjugated
Storage:	Store at -20°C.
Stability:	1 year
Gene Name:	far upstream element binding protein 3
Database Link:	Entrez Gene 8939 Human Q96I24
Background:	May interact with single-stranded DNA from the far-upstream element (FUSE). May activate gene expression.
Synonyms:	FBP3; FLJ25229



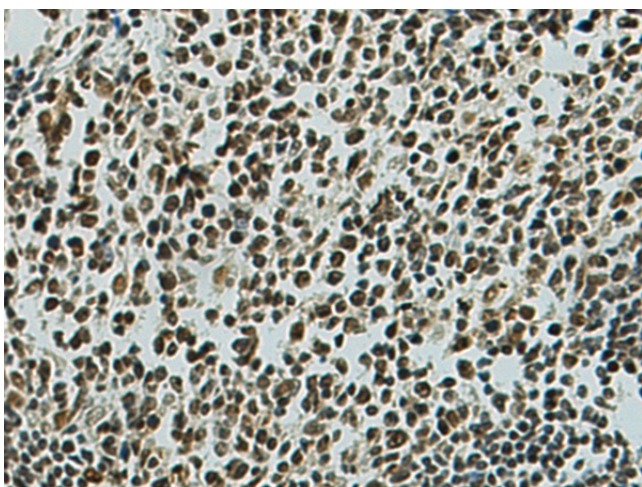
[View online »](#)

Product images:

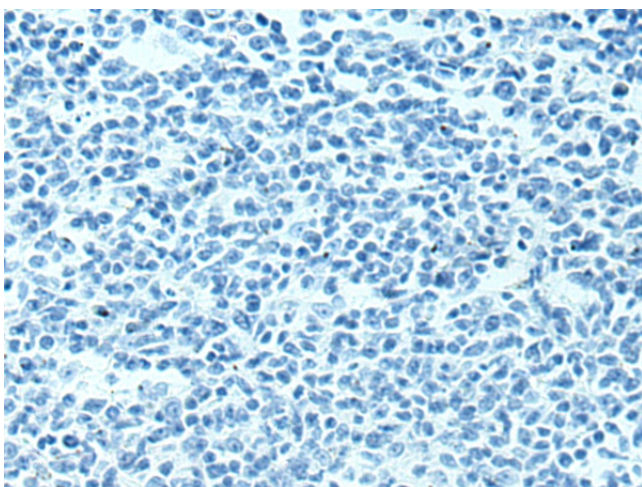
Immunohistochemistry of paraffin-embedded Human colorectal cancer tissue using [TA365991] (FUBP3 Antibody) at dilution 1/140 (Original magnification: $\times 200$)



Immunohistochemistry of paraffin-embedded Human colorectal cancer tissue using [TA365991] (FUBP3 Antibody) at dilution 1/140, treated with fusion protein. (Original magnification: $\times 200$)



Immunohistochemistry of paraffin-embedded Human tonsil tissue using [TA365991] (FUBP3 Antibody) at dilution 1/140 (Original magnification: $\times 200$)



Immunohistochemistry of paraffin-embedded Human tonsil tissue using [TA365991] (FUBP3 Antibody) at dilution 1/140, treated with fusion protein. (Original magnification: $\times 200$)